

ADVISORY PARKING COMMITTEE
Wednesday, August 6th, 2025 @ 7:30am

1. Roll Call
2. Approval of Minutes, June 4, 2025
3. Sandra Tessler Letter
4. Parking Reports Review
5. Parking Meter Discussion
 - a Signage
 - b Occupancy
6. Meeting open to the public for items not on the agenda
7. Next Meeting – September 3rd, 2025
8. Adjournment

Notice: Please note that board meetings will be conducted in person. Members of the public can attend in person at Birmingham City Hall or may attend virtually at <https://us06web.zoom.us/j/86082330819>

Meeting ID: 860 8233 0819

Persons with disabilities that may require assistance for effective participation in this public meeting should contact the City Clerk's Office at the number (248) 530-1880, or (248) 644-5115 (for the hearing impaired) at least one day before the meeting to request help in visual, hearing, or other assistance.

Las personas con incapacidad que requieren algún tipo de ayuda para la participación en esta sesión pública deben ponerse en contacto con la oficina del escribano de la ciudad en el número (248) 530-1800 o al (248) 644-5115 (para personas con discapacidad auditiva) en un día antes de la reunión para solicitar ayuda a la visual, auditiva, o de otras asistencias. (Title VI of the Civil Rights Act of 1964).

**Advisory Parking Committee
Meeting of June 4, 2025**

151 Martin Street, City Commission Room, Birmingham, MI

These are the minutes of the Advisory Parking Committee ("APC") regular meeting held on June 4, 2025. The meeting was called to order at 7:30 a.m.

1. Roll Call

Present: Vice Chair Jim Arpin; Committee Members Michelle Moody, Michele Taddei, Lisa Silverman

Absent: Chair Kevin Kozlowski; Alternate Committee Members Bill Kolb, Mary-Claire Petcoff

Staff: Parking Systems Manager Ford; Assistant City Manager Clemence, City Transcriptionist Eichenhorn, Parking Operations Manager Jay

2. Approval of Minutes – May 7, 2025

**Motion by Arpin
Seconded by Silverman to approve.**

Motion carried, 4-0.

VOICE VOTE

Yeas: Arpin, Silverman, Moody, Taddei

Nays: None

3. Parking Reports Review

PSM Ford presented the item and answered informational questions.

During discussion, APC members made the following comments:

- Accepting coins in the parking meters still remains profitable.
- Putting N. Old Woodward, Park, and Pierce next to each other in the monthly garage revenue graph might be helpful.
- N. Old Woodward Garage April Charts, and the similar charts for the other garages, should have 'Occupancy' added after 'Garage'.
- N. Old Woodward has a fair number of monthly parkers, and as the weather gets warmer it is getting closer to maximum occupancy. Operating a waitlist at N. Old Woodward is presently appropriate.
- The parking system used to have too few parking spaces available for transient parkers. It is important to continue to monitor the proportion of monthly permit holders to transient parkers in order to continue to having transient parking available. It seemed that staff was managing the balance well presently.

- Pierce still has transient capacity. There have been times recently when parking was unavailable at Park. Parking at Pierce costs more. If one cannot find parking at Park, one can still likely find parking at Pierce.
- These charts are informative and useful.
- It might be good publicity for the City and the business community that the City provides approximately \$250,000 in free parking every month to users of the garages. Alternatively, it could advertise the percentage of the parking in the City that is provided at no cost to users.
- The public may not intuitively understand how the parking system is managed.
- Most of the parking funds have been reserved for future maintenance.
- The BCT plan will result in visible improvements to the structures.
- Chester's expenses are high because of the repairs.

4. Park Garage Monthly Parking Rate – Open Discussion

PSM Ford introduced the item and answered informational questions.

During discussion, APC members made the following comments:

- If the prices to park at Park increase, it will likely drive users to N. Old Woodward.
- Visitors have the perception that Park is a more desirable parking location than N. Old Woodward.
- Businesses are likely to purchase parking regardless of the costs, within reason, so their perspective on costs is less pressing.
- The monthly permit parking prices seem low. The monthly parking permit price for Park seems especially low.
- The occupancy rate at Pierce demonstrates that the monthly rate is affordable.
- If the monthly permit rate is increased, resulting in fewer dormant permits, that would decrease the number of spaces available to transient parkers.
- It might be appropriate to increase the permit prices without reissuing them once they are turned in, in order to create a few more spaces for transient parkers.
- It might be appropriate to bring all the monthly parking permit rates to \$100. It also might be appropriate to raise all the rates at once in order to not cause parking to shift between garages in unexpected ways. The rationale would be the City's investment in improving the parking system.
- Alternatively, monthly permit prices at Park and Pierce should remain more expensive than at other garages in order to keep spaces for transient parkers at these higher-demand garages.
- There seemed to be two different aims being discussed: keeping parking open for the monthly parkers, and increasing revenue to fund enhancements. There needs to be clarity on the desired outcome.
- It is possible that even if the monthly parking permits are decreased at Park and Pierce, people employed in the City will just pay the daily rate to park in those garages.
- There is not data on whether transient parkers tend to be people coming into the downtown to shop, or whether they tend to be employees without monthly passes.
- The parking composition in Park and Pierce could be modified by disallowing all-day parking throughout more of those garages.
- It would be useful to have data on how often Park is reaching maximum occupancy. If it is frequent, the number of monthly parking permits should be re-evaluated.

- If the monthly permit pass rates are changed, the appropriateness of changing the transient parking rates should be determined.
- Some of these changes could direct monthly parkers to Chester.
- Rates could also be increased in order to save funds to build more parking in the future. The need for potential increased or new parking facilities should be part of the conversation on whether to raise rates.
- The parking system does not have a five-year plan for intended construction work.
- A combination of the current repair plans from WJE plus the BCT Design changes would essentially amount to a five year plan.
- It would be helpful to have the estimated costs for those projects.
- It would be difficult to get useful data about how rate changes affected occupancy compositions because of how the Covid-19 pandemic impacted parking utilization.
- There may be an argument for increasing the rates higher at Peabody because of the lack of movement on the waitlist.

It was determined discussion would continue at the next meeting.

5. Meeting open to the public for items not on the agenda

During discussion, APC members made the following comments:

- The most impactful changes planned by BCT Design would be the ones around the entries and the elevators.
- The Commission expressed concerns about cost. Getting bids for the more expensive BCT-related items would be critical for moving the project forward.
- The green painting will represent a price increase over the white because designs are involved.
- Exchanging the present lights for LED lights will lower the operating costs. LED lights also require infrequent changes.
- The design changes would be worthwhile as long as they are durable.

6. Adjournment

No further business being evident, the meeting adjourned at 8:53 a.m.

Aaron Ford, Parking Systems Manager



Laura Eichenhorn, City Transcriptionist



Aaron Ford <aford@bhamgov.org>

Very challenging

Sandra Tessler <sandytessl@gmail.com>

Fri, Jul 11, 2025 at 3:22 PM

To: parking@bhamgov.org, "cballer@bhamgov.org" <cballer@bhamgov.org>

Dear Parking Chairperson/Director/Manager or Leader of Any Title and Mayor Baller and Board of Commissioners:

I am an active 81-year-old who frequents Birmingham for shopping and appointments. Every time I use a garage structure, I have the following problems:

> At 5'5", I cannot reach the check-out ticket. Regardless of how close I am -- with the car's warning beeps alerting me that I'm too close -- I must put the gear in Park, extract myself from my seatbelt, open my door, unseat myself and reach above the top of my car. My husband is 5'11" and he must perform the same circus trick. This is not safe and it is mentally challenging as well because, while my car is incessantly beeping, the car(s) behind me is honking.

> When I go to check out, in order to reach the scan screen I must reproduce these gymnastics.

> Often it is hard to determine how to insert my credit card. While it may be standard, the graphic is difficult to interpret.

> I am instructed, "Please remove your credit card." I comply with the request.

> I am told "Please insert your credit card." I choose a different credit card, just in case.

> A reprise of the above occurs.

> I press for 'Help.' A person with a very thick accent, who must repeat everything to me, does not offer to walk me through the steps. Nevertheless, I demonstrate. She hears the robot telling me to remove my card ... and then telling me to insert my card. She tells me to leave it in longer. (Honk, honk behind me.) I leave it in 30 seconds or so. It repeatedly tells me to remove my card. When I finally do, it tells me to insert my card. Now I am feeling like I'm in jail

(where I have never been) and I am truly in a panic mode, using the word damn at least twice; e.g., "Get me out of this damn parking garage!"

> She hangs up on me.

> I press Help again and I get a nice man who is patient. He walks me through it and somehow the gate lifts. (Did they have a remote button they could have pushed all along? If not, they should!)

> Throughout this entire time horns are honking. My window is open and it is 85 degrees outside. I am in a puddle of perspiration and breathing heavily.

Reliving this memory by typing this summary has sped up my heartbeat. This, or something similar, has happened to me just about every time I use a Birmingham structure. I choose them over street parking in the winter because I can avoid cleaning off snow and in the summer to benefit from the shade. But I am going to sacrifice those assets until the damn (pardon me) tickets and electronic readers are lowered to a height that accommodates everyone who is not a Detroit Pistons forward.

With envy for your gratis parking,

Sandra Tessler
Bloomfield Hills



Aaron Ford <aford@bhamgov.org>

Very challenging

Clinton Baller <cmballer@avidpays.com>

Sat, Jul 12, 2025 at 8:25 AM

To: Sandra Tessler <sandytessl@gmail.com>

Cc: Aaron Ford <aford@bhamgov.org>, "K. Kozlowski" <Kevin.Kozlowski@gmail.com>, Jana Ecker <Jecker@bhamgov.org>

Sandra,

Sorry to hear about your frustrations. I recently had a shoulder injury and had similar pain.

I will forward your concerns to the appropriate people by cc here. Aaron Ford is our parking manager, Kevin Kozlowski is chair of our parking committee, and Jana Ecker is city manager. There may be alternatives (eg an app) to using a credit card; the experts can advise.

You should know that our main office for parking is just inside the entrance to the Chester St. deck, and the folks inside are very helpful.

You should also know we have an app and system for taking complaints, concerns, reports, etc. It's called GovAlert and you can get it on the app and play stores. Very handy, and it centralizes reporting.

Let me know how it goes.

Clinton

[Quoted text hidden]



Aaron Ford <aford@bhamgov.org>

Very challenging

Aaron Ford <aford@bhamgov.org>
To: Sandra Tessler <sandytessl@gmail.com>
Cc: "cballer@bhamgov.org" <cballer@bhamgov.org>
Bcc: Parking Department <parking@bhamgov.org>, Mark Clemence <clemencem@bhamgov.org>

Mon, Jul 14, 2025 at 9:56 AM

Dear Sandra,

Thank you for taking the time to share your experience in such detail. I want to start by sincerely apologizing for the frustration and inconvenience you've faced while using our parking structures. Your message clearly conveys just how stressful and exhausting the process has been, and I regret that our current system has made your visits to Birmingham so challenging.

The concerns you raised—particularly regarding the height of the ticket dispensers and pay stations—are valid and important. We recognize that accessibility must extend to all aspects of our infrastructure, and the issues you've described do not meet that standard. Your point is well taken, and we are actively reviewing these matters with our equipment provider to assess what changes can be made to better accommodate all users, regardless of height or mobility.

I also apologize for your experience with our call center. While I'm glad a helpful attendant was ultimately able to assist, it should not have taken multiple calls or added to your stress. Your comments will be shared with our customer service team to ensure better training and support moving forward.

In the short term, we will also explore whether additional signage or clearer card reader instructions can help minimize confusion at the pay stations. And yes, our support staff does have the ability to open gates remotely when needed, especially in situations like the one you described.

We genuinely appreciate your ongoing support of Birmingham and your choice to use our garages. Please know that we take your feedback seriously, and your voice will help shape the improvements we are committed to making.

As Commissioner Baller stated in his response, our office is located inside the Chester Garage (180 Chester St.). We'd be happy to meet with you and go over your concerns in person to try and resolve any issues.

Warm regards,



Aaron Ford

Parking Systems Manager

City of Birmingham

151 Martin Street, Birmingham, MI 48009

(248) 530-1257 Office Direct

www.bhamgov.org

Let's connect! Join the [Citywide Email System](#) to receive important updates and critical information specific to your neighborhood

On Fri, Jul 11, 2025 at 3:22 PM Sandra Tessler <sandytessl@gmail.com> wrote:

[Quoted text hidden]



Aaron Ford <aford@bhamgov.org>

Very challenging

Sandra Tessler <sandytessl@gmail.com>
To: Aaron Ford <aford@bhamgov.org>

Mon, Jul 14, 2025 at 11:16 AM

Dear Mr. Ford,

Your reply with a call to action is precisely what I was seeking.

Your genuine empathy is touching.

I wish you success. Please let me know when you've achieved it and I shall renew my patronage.

My regards,
Sandy Tessler

[Quoted text hidden]



Aaron Ford <aford@bhamgov.org>

Very challenging

Kevin Kozlowski <kevin.kozlowski@gmail.com>
To: Sandra Tessler <sandytessl@gmail.com>
Cc: Aaron Ford <aford@bhamgov.org>

Mon, Jul 14, 2025 at 3:14 PM

Hi Sandra,

My name is Kevin Kozlowski and I'm the chair of Birmingham's Advisory Parking Committee. I'm sorry to hear about your troubles parking downtown. It must have been frustrating and stressful. Hopefully we can find some ways to make things better for you and for others who've had similar experiences.

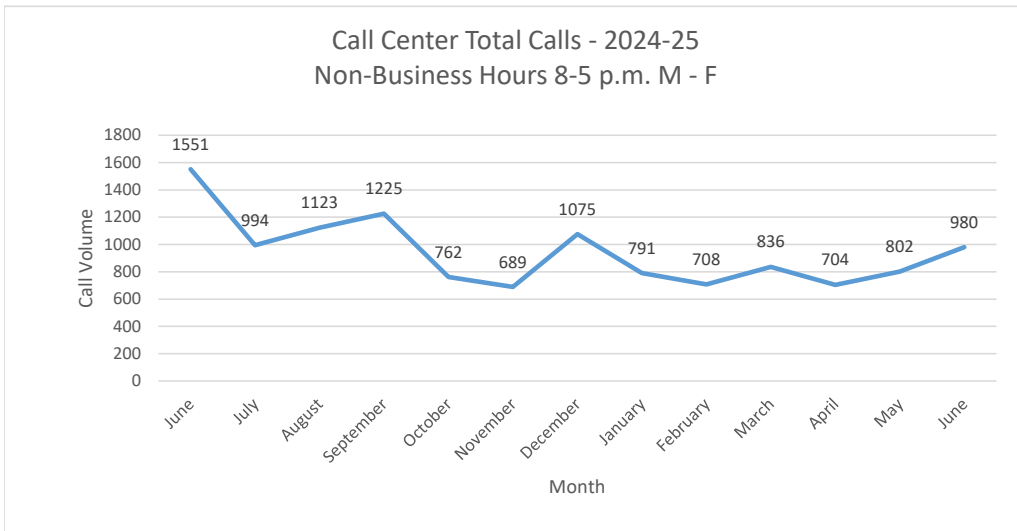
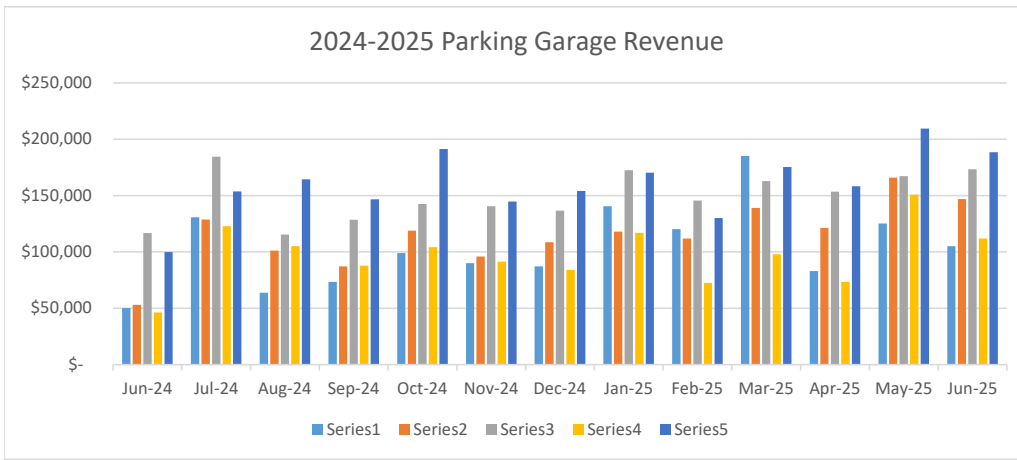
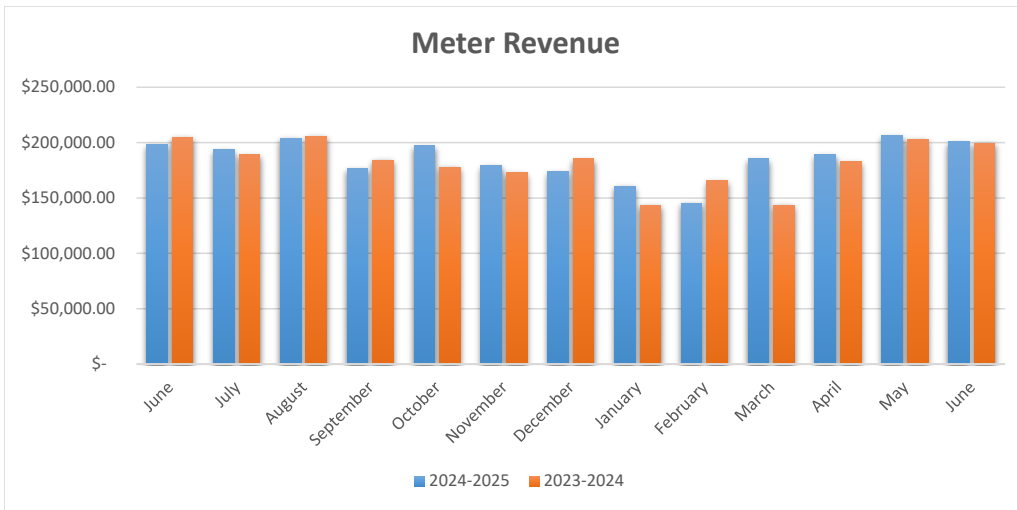
If you don't mind, I had a couple questions that might help us address your issues:

1. Is there a particular garage where you have issues reaching the equipment, or is this an issue you've had with multiple garages?
2. Would you mind sharing the make and model of your car?
3. Did you pull a ticket upon entering the garage and scan it to exit? There are a couple different ways to pay and I want to make certain I know which method you were using.

Once again, I'm sorry your experience in the garage was so painful, and I appreciate you taking the time to share this feedback with us. We'll look into ways to help and please let us know if you think of any other issues you'd like us to address.

Regards,
Kevin

[Quoted text hidden]



MONTHLY PARKING PERMITS SOLD					
	Chester	N. Old Woodward	Park	Peabody	Pierce
Unreserved	1165	994	1022	544	817
Evening	8	14	9	11	24
Total	1173	1008	1031	555	841

JUNE CALL CENTER BREAKDOWN

Facility (All)	
Row Labels	Count of Start
02-Credit Card Payment	130
03-Cash Payment	8
04-Invalid Ticket / Ticketless Options	92
05-Invalid Validation	15
06-Assistance On Site	4
07-Lost Ticket	50
08-Ghost Call	221
09-Vendor	2
10-Receipt	2
11-Equipment Issue	92
13-Monthly	132
14-Test Call	8
16-Network - Audio/Video Issue	103
17-Insufficient Funds	26
24-General Information	74
25-Previous Call Vend	3
(blank)	18
Grand Total	980

Facility City of Birmingham Michigan - Chester St Garage	
Row Labels	Count of Start
02-Credit Card Payment	2
04-Invalid Ticket / Ticketless Options	8
05-Invalid Validation	1
07-Lost Ticket	4
08-Ghost Call	17
13-Monthly	18
14-Test Call	4
16-Network - Audio/Video Issue	1
17-Insufficient Funds	3
Grand Total	58

Facility City of Birmingham Michigan - Old North Woodward	
Row Labels	Count of Start
02-Credit Card Payment	24
04-Invalid Ticket / Ticketless Options	20
05-Invalid Validation	3
07-Lost Ticket	10
08-Ghost Call	36
09-Vendor	2
10-Receipt	1
11-Equipment Issue	6
13-Monthly	34
16-Network - Audio/Video Issue	27
17-Insufficient Funds	3
24-General Information	14
(blank)	2
Grand Total	182

Facility City of Birmingham Michigan - Park St. Garage	
Row Labels	Count of Start
02-Credit Card Payment	22
03-Cash Payment	5
04-Invalid Ticket / Ticketless Options	24
05-Invalid Validation	3
06-Assistance On Site	1
07-Lost Ticket	10
08-Ghost Call	39
11-Equipment Issue	6
13-Monthly	20
14-Test Call	1
16-Network - Audio/Video Issue	23
17-Insufficient Funds	3
24-General Information	14
(blank)	6
Grand Total	177

Facility City of Birmingham Michigan - Peabody Garage	
Row Labels	Count of Start
02-Credit Card Payment	15
03-Cash Payment	1
04-Invalid Ticket / Ticketless Options	17
05-Invalid Validation	5
06-Assistance On Site	3
07-Lost Ticket	9
08-Ghost Call	36
11-Equipment Issue	51
13-Monthly	9
16-Network - Audio/Video Issue	14
17-Insufficient Funds	3
24-General Information	17
25-Previous Call Vend	1
(blank)	1
Grand Total	182

Facility City of Birmingham Michigan - Pierce Garage	
Row Labels	Count of Start
02-Credit Card Payment	67
03-Cash Payment	2
04-Invalid Ticket / Ticketless Options	23
05-Invalid Validation	3
07-Lost Ticket	17
08-Ghost Call	93
10-Receipt	1
11-Equipment Issue	29
13-Monthly	51
14-Test Call	3
16-Network - Audio/Video Issue	38
17-Insufficient Funds	14
24-General Information	29
25-Previous Call Vend	2
(blank)	9
Grand Total	381

FREE PARKING REPORT

May 2025

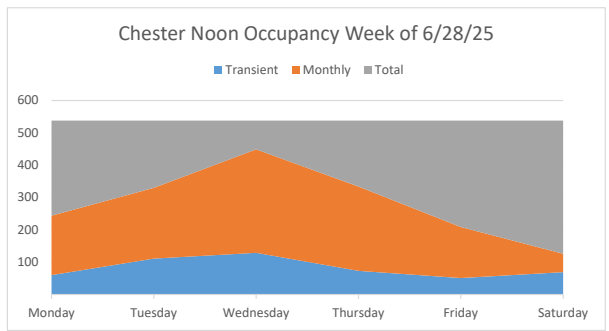
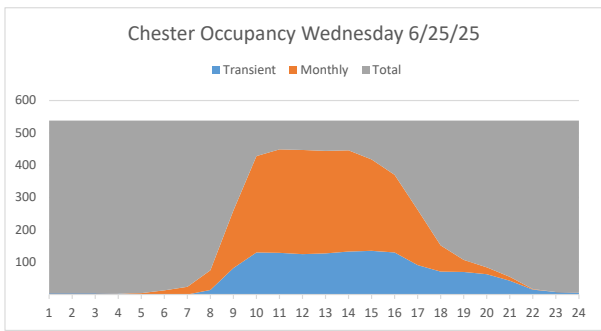
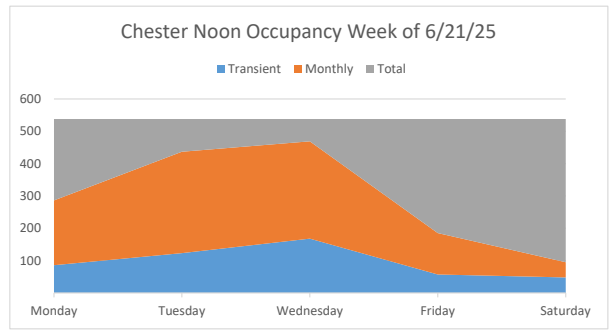
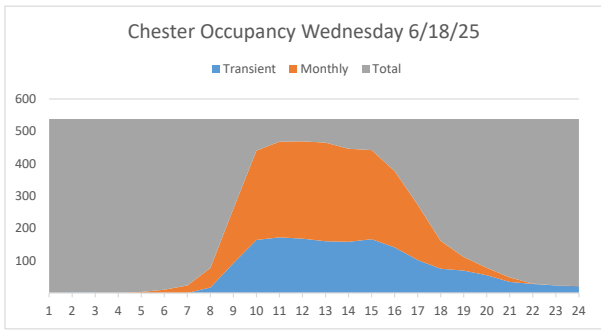
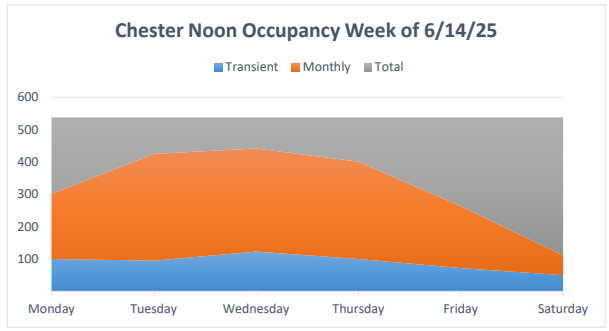
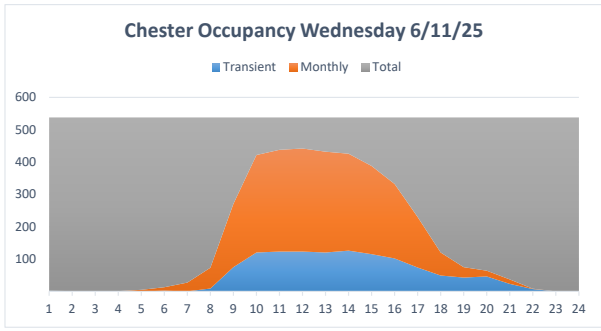
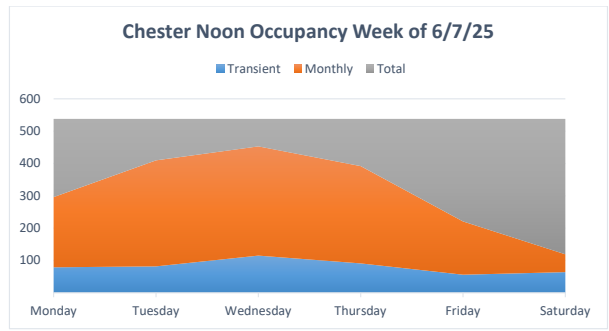
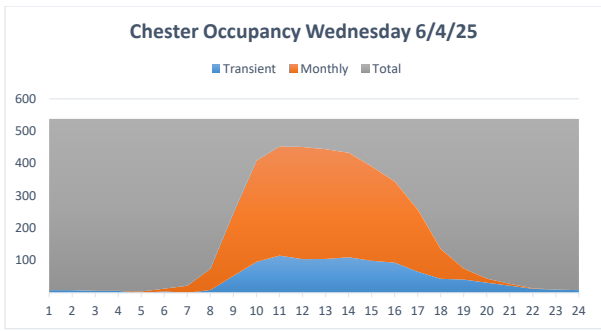
GARAGE	TOTAL CARS	FREE CARS	CASH REVENUE	% FREE VEHICLES
CHESTER	8,823	4,661	\$23,088.00	53%
OLD WOODWARD	18,709	10,337	\$48,700.00	55%
PARK	26,790	13,145	\$73,960.00	49%
PEABODY	24,340	14,343	\$54,588.00	59%
PIERCE	30,873	15,183	\$92,092.00	49%
TOTALS	109,535	57,669	\$292,428.00	53%

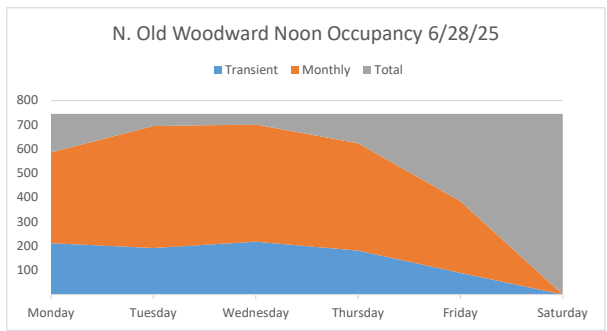
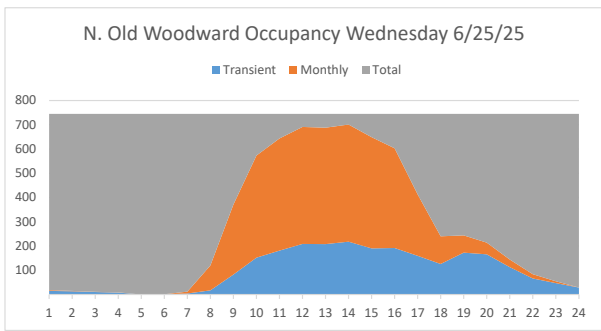
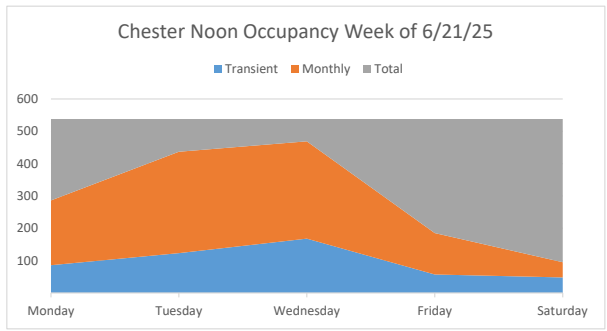
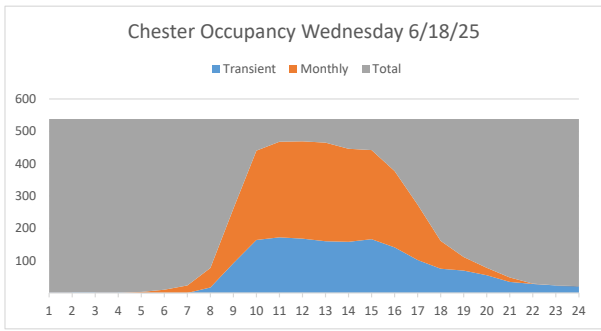
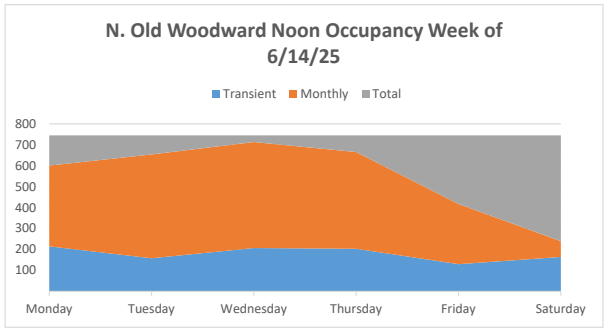
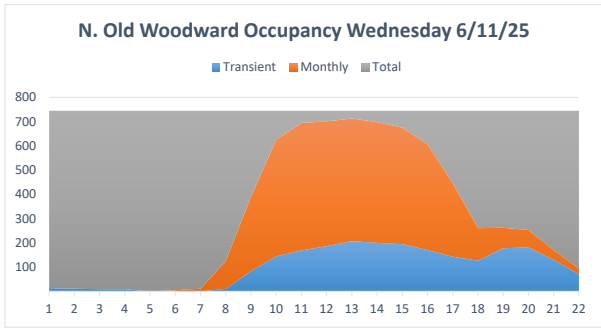
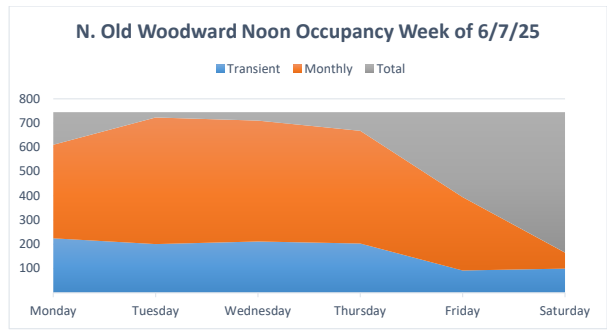
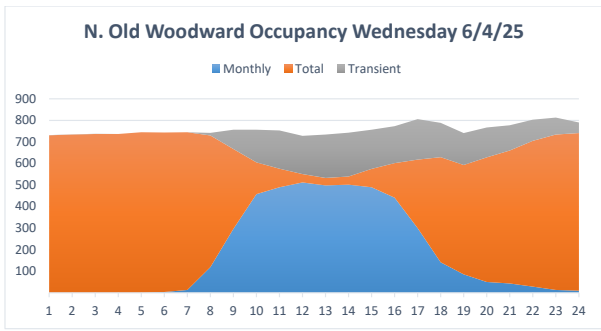
Paying cars	Rate per
4,162	\$5.55
8,372	\$5.82
13,645	\$5.42
9,997	\$5.46
15,690	\$5.87
	\$5.62

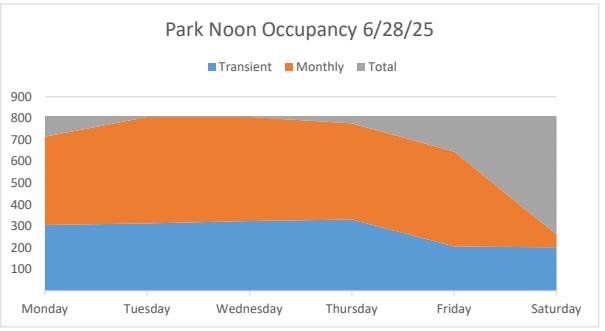
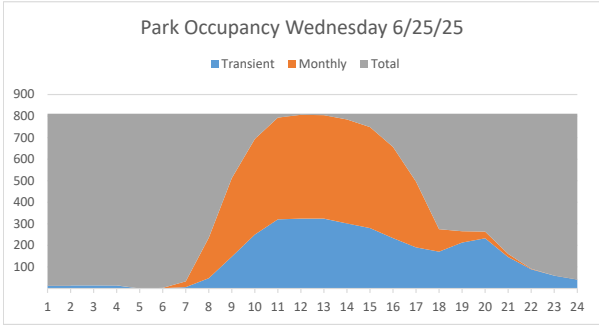
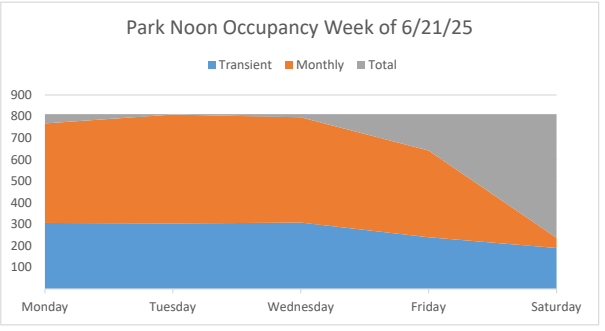
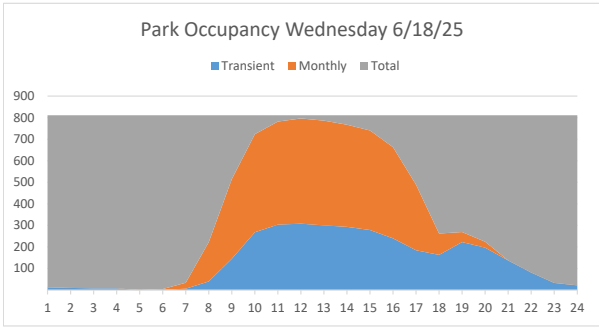
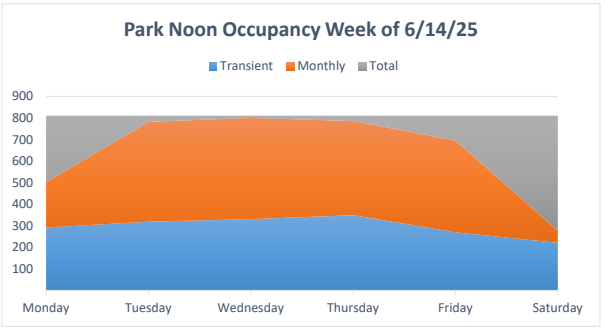
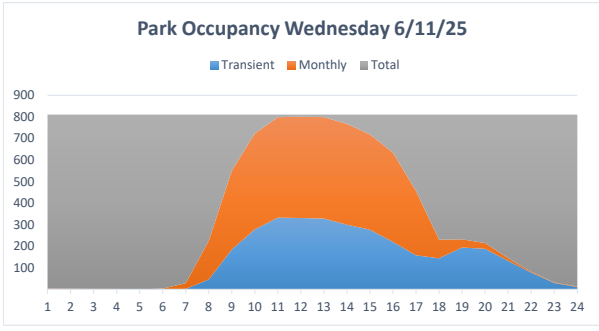
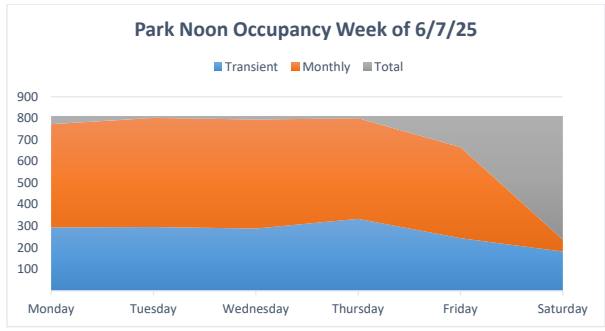
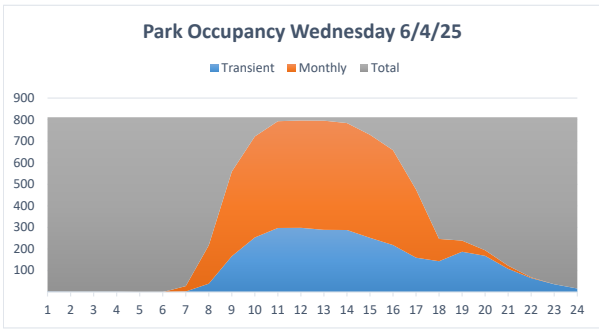
June 2025

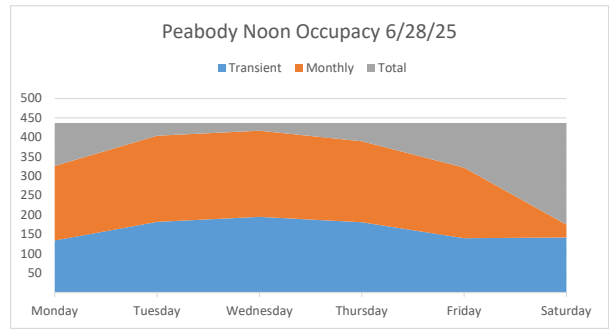
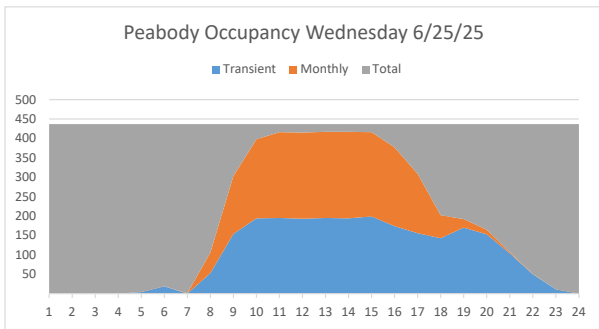
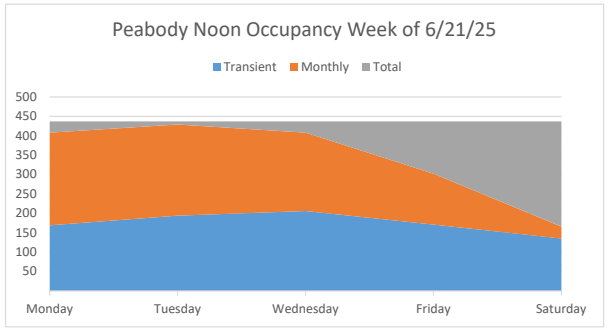
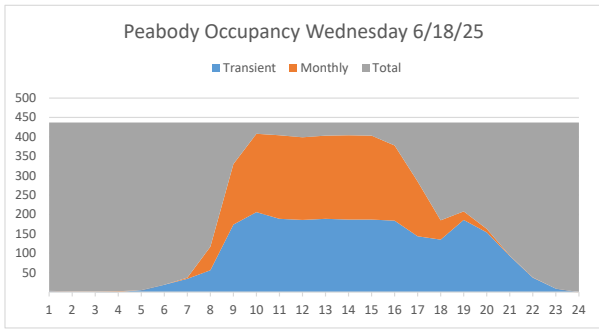
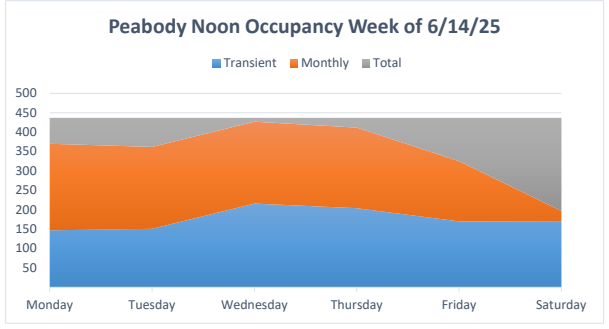
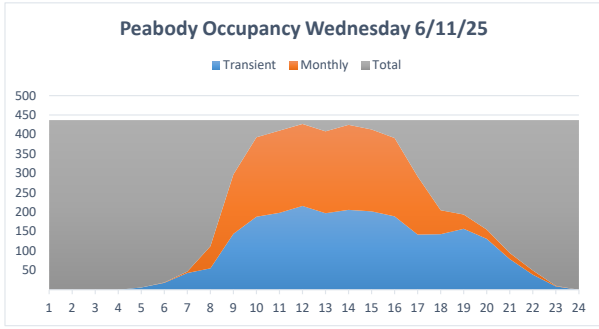
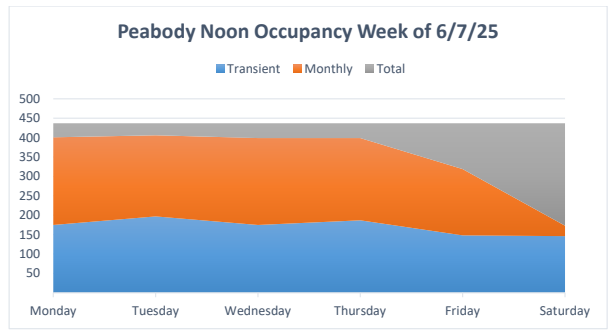
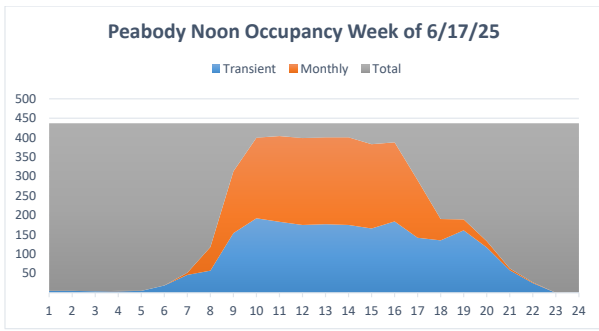
GARAGE	TOTAL CARS	FREE CARS	CASH REVENUE	% FREE VEHICLES
CHESTER	5,845	2,979	\$19,146.00	51%
OLD WOODWARD	15,143	7,862	\$44,639.00	52%
PARK	23,020	10,874	\$68,580.00	47%
PEABODY	22,283	13,419	\$47,390.00	60%
PIERCE	30,873	11,928	\$79,868.00	39%
TOTALS	97,164	47,062	\$259,623.00	48%

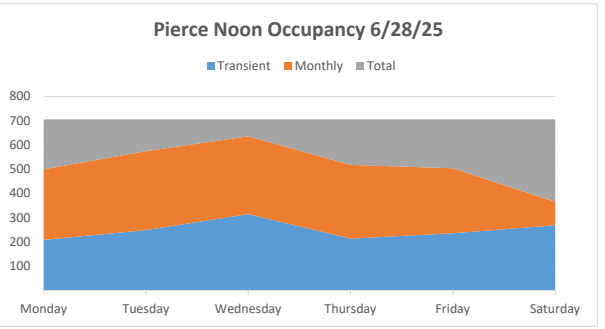
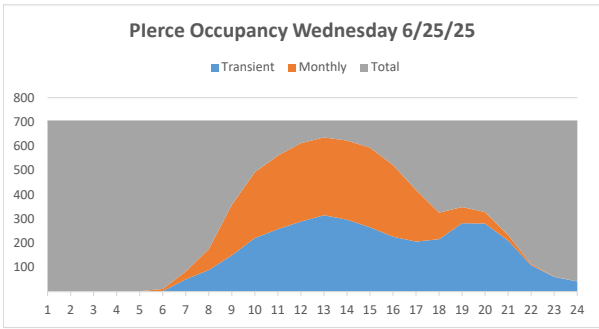
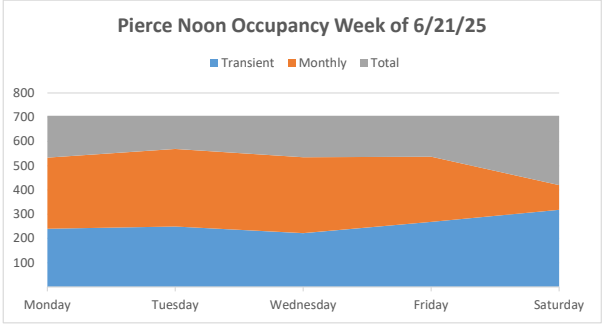
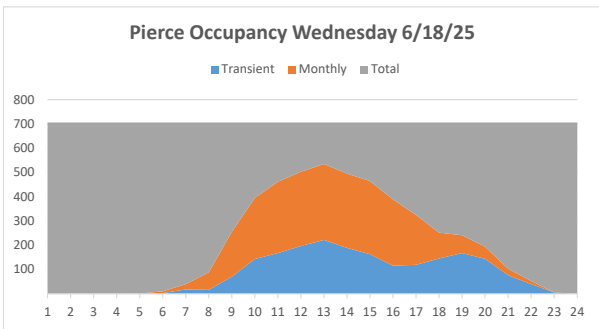
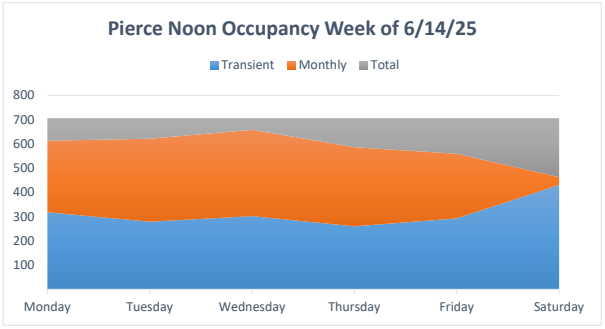
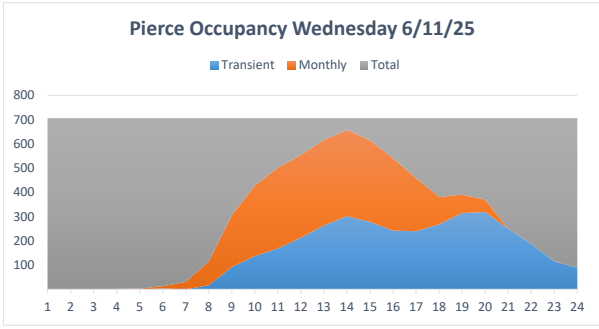
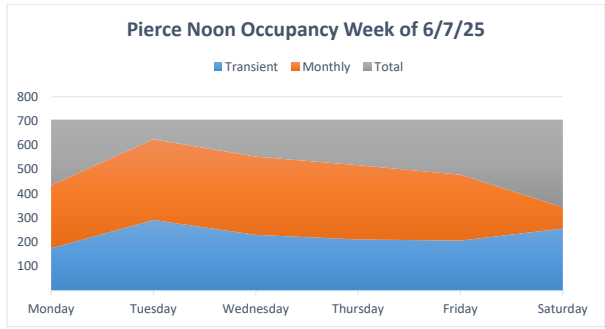
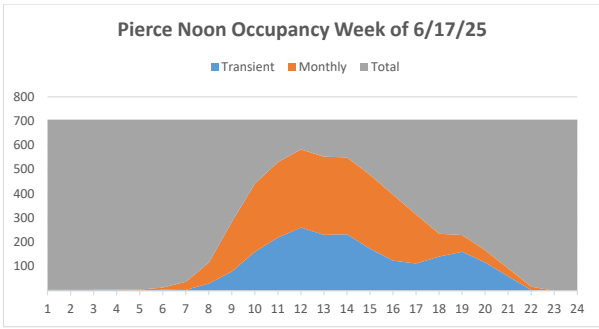
Paying cars	Rate per
2,866	\$6.68
7,281	\$6.13
12,146	\$5.65
8,864	\$5.35
18,945	\$4.22
	\$5.60











May

REVENUE

	Current Month	Current Month Prio Year	Notes
Chester Garage			
Monthly (\$70.00)	\$ 77,966.00	\$ 72,405.00	Information is pulled from monthly parking software not City Finance system Revenue from the kiosks in the garage as well as validations
Transient	\$ 21,454.00	\$ 17,314.00	
Subtotal	\$ 99,420.00	\$ 89,719.00	
N. Old Woodward Garage			
Monthly (\$90.00)	\$ 94,705.00	\$ 67,120.00	Information is pulled from monthly parking software not City Finance system Revenue from the kiosks in the garage as well as validations
Transient	\$ 46,110.00	\$ 23,694.00	
Subtotal	\$ 140,815.00	\$ 90,814.00	
Park Garage			
Monthly (\$90.00)	\$ 93,610.00	\$ 80,725.00	Information is pulled from monthly parking software not City Finance system Revenue from the kiosks in the garage as well as validations
Transient	\$ 70,850.00	\$ 36,104.00	
Subtotal	\$ 164,460.00	\$ 116,829.00	
Peabody Garage			
Monthly (\$90.00)	\$ 50,234.00	\$ 48,110.00	Information is pulled from monthly parking software not City Finance system Revenue from the kiosks in the garage as well as validations
Transient	\$ 51,872.00	\$ 28,611.00	
Subtotal	\$ 102,106.00	\$ 76,721.00	
Pierce Garage			
Monthly (\$100.00)	\$ 84,250.00	\$ 83,140.00	Information is pulled from monthly parking software not City Finance system Revenue from the kiosks in the garage as well as validations
Transient	\$ 86,120.00	\$ 79,230.00	
Subtotal	\$ 170,370.00	\$ 162,370.00	
Total Garage Revenue	\$ 677,171.00	\$ 536,453.00	
Meters - Coins	\$ 40,079.00	\$ 53,275.00	
Meters - Credit Card	\$ 53,827.00	\$ 53,968.00	
Meters - ParkMobile	\$ 96,982.00	\$ 91,250.00	
Meter Revenue	\$ 190,888.00	\$ 198,493.00	
Hantag Permits	\$ 1,060.00	\$ 1,530.00	Sold quarterly.
Total Revenue	\$ 869,119.00	\$ 736,476.00	
Cash and Invements (Cash on hand)	\$ 41,283,320.00	\$ 33,973,856.00	
APS Fund Balance	\$ 47,022,828.00	\$ 1,913,013.00	

EXPENSES

	Current Month	Current Month Prio Year	
Meter	\$ 19,422.00	\$ 25,678.00	Includes the labor for two meter shop employees
General & Admin	\$ 100,116.00	\$ 82,124.00	2025 includes credit card processing fees, which were previously allocated elsewhere
Chester	\$ (4,589.00)	\$ 34,190.00	2025 higher due to ongoing repair project
N. Old Woodward	\$ 10,318.00	\$ 29,887.00	2024 included fees from the end of the SP+ contract
Park	\$ 47,913.00	\$ 31,164.00	2024 included fees from the end of the SP+ contract
Peabody	\$ 7,234.00	\$ 32,899.00	2024 included fees from the end of the SP+ contract
Pierce	\$ 11,403.00	\$ 36,227.00	2025 buildings was higher due to WJE engineering fees
Lot 6	\$ 1,357.00	\$ 2,837.00	2024 was higher to a larges allocation from DPS labor
Other (Lot 7, 9, 10, 11)	\$ 3,069.00	\$ 5,350.00	
Total Expenses	\$ 196,243.00	\$ 280,356.00	

June

REVENUE

	Current Month	Current Month Prio Year	Notes
Chester Garage			
Monthly (\$70.00)	\$ 75,630.00	\$ 73,260.00	Information is pulled from monthly parking software not City Finance system Revenue from the kiosks in the garage as well as validations
Transient	\$ 25,598.00	\$ 20,372.00	
Subtotal	\$ 101,228.00	\$ 93,632.00	
N. Old Woodward Garage			
Monthly (\$90.00)	\$ 91,480.00	\$ 69,505.00	Information is pulled from monthly parking software not City Finance system Revenue from the kiosks in the garage as well as validations
Transient	\$ 47,269.00	\$ 22,112.00	
Subtotal	\$ 138,749.00	\$ 91,617.00	
Park Garage			
Monthly (\$90.00)	\$ 94,635.00	\$ 86,280.00	Information is pulled from monthly parking software not City Finance system Revenue from the kiosks in the garage as well as validations
Transient	\$ 68,926.00	\$ 36,989.00	
Subtotal	\$ 163,561.00	\$ 123,269.00	
Peabody Garage			
Monthly (\$90.00)	\$ 49,790.00	\$ 48,835.00	Information is pulled from monthly parking software not City Finance system Revenue from the kiosks in the garage as well as validations
Transient	\$ 47,908.00	\$ 29,014.00	
Subtotal	\$ 97,698.00	\$ 77,849.00	
Pierce Garage			
Monthly (\$100.00)	\$ 85,077.00	\$ 82,890.00	Information is pulled from monthly parking software not City Finance system Revenue from the kiosks in the garage as well as validations
Transient	\$ 82,842.00	\$ 74,502.00	
Subtotal	\$ 167,919.00	\$ 157,392.00	
Total Garage Revenue	\$ 669,155.00	\$ 543,759.00	
Meters - Coins	\$ 48,222.00	\$ 44,720.00	
Meters - Credit Card	\$ 59,876.00	\$ 54,540.00	
Meters - ParkMobile	\$ 103,533.00	\$ 98,031.00	
Meter Revenue	\$ 211,631.00	\$ 197,291.00	
Hantag Permits	\$ 25,500.00	\$ (156.00)	Sold quarterly.
Total Revenue	\$ 906,286.00	\$ 740,894.00	
Cash and Invements (Cash on hand)	\$ 41,516,456.00	\$ 35,049,863.00	
APS Fund Balance	\$ 53,759,402.00	\$ 47,022,828.00	

EXPENSES

	Current Month	Current Month Prio Year	Notes
Meter	\$ 23,966.00	\$ 128,830.00	2024 still had depreciation from LNG meter upgrade and Police Polaris included. 2024 had depreciation for LNG meters, sweeper, Lot 7 wall improvements, engineering fees from garage repairs
General & Admin	\$ 93,655.00	\$ 238,117.00	
Chester	\$ 864,154.00	\$ 293,803.00	2025 higher due to ongoing repair project
N. Old Woodward	\$ 11,770.00	\$ 1,057,645.00	2024 includes deprecation and there is none in 2025. 2024 also include fees for security camera installation and WJE Engineering fees. Fees from RAM Construction repairs in 2024
Park	\$ 17,449.00	\$ 186,121.00	2024 includes deprecation and there is none in 2025. 2024 also include fees for security camera installation and WJE Engineering fees
Peabody	\$ 22,103.00	\$ 35,792.00	2024 includes deprecation and there is none in 2025. 2024 also include fees for security camera installation and WJE Engineering fees
Pierce	\$ 14,420.00	\$ 153,761.00	CapEx expense in 2024 was from purchase and installation of security cameras
Lot 6	\$ 1,949.00	\$ 57,249.00	2024 included depreciation from Lot 7 wall repair
Other (Lot 7, 9, 10, 11)	\$ 1,202.00	\$ 22,882.00	2024 included depreciation from Lot 7 wall repair
Total Expenses	\$ 1,050,668.00	\$ 2,174,200.00	

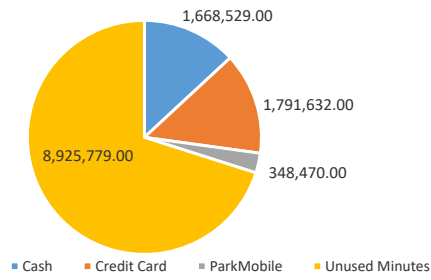
January Meter Occupancy by Minutes and Zone

Row Labels	Sum of Minutes@Total	# of Metered Spaces	Hours Per Day	Days Per Month	Minutes Per Hour	Total Minutes	% Full
7904	64,955.80	5	12	26	60	93,600.00	69%
7940	141,118.78	11	12	26	60	205,920.00	69%
7908	38,394.00	3	12	26	60	56,160.00	68%
7913	89,551.10	7	12	26	60	131,040.00	68%
7907	87,893.48	7	12	26	60	131,040.00	67%
7955	160,847.48	13	12	26	60	243,360.00	66%
7909	206,811.75	17	12	26	60	318,240.00	65%
7957	35,264.12	3	12	26	60	56,160.00	63%
7918	128,328.55	11	12	26	60	205,920.00	62%
7914	307,964.62	28	12	26	60	524,160.00	59%
7975	208,810.37	19	12	26	60	355,680.00	59%
7911	199,245.23	19	12	26	60	355,680.00	56%
zone1	41,714.00	4	12	26	60	74,880.00	56%
7950	31,131.75	3	12	26	60	56,160.00	55%
7956	81,767.87	8	12	26	60	149,760.00	55%
7916	60,989.65	6	12	26	60	112,320.00	54%
7939	150,924.00	15	12	26	60	280,800.00	54%
7943	20,100.67	2	12	26	60	37,440.00	54%
7923	200,453.28	20	12	26	60	374,400.00	54%
7979	308,340.88	31	12	26	60	580,320.00	53%
7954	158,220.00	16	12	26	60	299,520.00	53%
7934	127,396.93	13	12	26	60	243,360.00	52%
7936	115,835.17	12	12	26	60	224,640.00	52%
7922	19,244.32	2	12	26	60	37,440.00	51%
7942	45,762.80	5	12	26	60	93,600.00	49%
7937	149,941.17	17	12	26	60	318,240.00	47%
7960	52,809.23	6	12	26	60	112,320.00	47%
7921	69,828.60	8	12	26	60	149,760.00	47%
7984	41,895.45	5	12	26	60	93,600.00	45%
7929	57,816.33	7	12	26	60	131,040.00	44%
7910	113,687.43	14	12	26	60	262,080.00	43%
7976	64,274.10	8	12	26	60	149,760.00	43%
7917	119,251.58	15	12	26	60	280,800.00	42%
7915	46,641.45	6	12	26	60	112,320.00	42%
7944	53,897.47	7	12	26	60	131,040.00	41%
7945	22,749.75	3	12	26	60	56,160.00	41%
7935	21,095.03	3	12	26	60	56,160.00	38%
7919	195,173.85	28	12	26	60	524,160.00	37%
7933	178,280.58	27	12	26	60	505,440.00	35%
79102	123,833.68	19	12	26	60	355,680.00	35%
7963	64,898.55	10	12	26	60	187,200.00	35%
7964	58,011.07	9	12	26	60	168,480.00	34%
7931	311,289.00	49	12	26	60	917,280.00	34%
7978	69,589.58	11	12	26	60	205,920.00	34%
7980	135,802.68	22	12	26	60	411,840.00	33%
7971	41,928.42	7	12	26	60	131,040.00	32%
7932	101,232.43	17	12	26	60	318,240.00	32%
7985	29,202.18	5	12	26	60	93,600.00	31%
7958	52,130.28	9	12	26	60	168,480.00	31%
7903	67,391.78	12	12	26	60	224,640.00	30%
7982	260,761.20	48	12	26	60	898,560.00	29%
7965	26,824.13	5	12	26	60	93,600.00	29%
7973	69,700.72	13	12	26	60	243,360.00	29%
7930	58,069.92	11	12	26	60	205,920.00	28%
7938	41,940.22	8	12	26	60	149,760.00	28%
7927	20,621.15	4	12	26	60	74,880.00	28%
7966	52,357.80	11	12	26	60	205,920.00	25%
7981	116,767.62	25	12	26	60	468,000.00	25%
7962	32,077.47	7	12	26	60	131,040.00	24%
7974	49,846.53	11	12	26	60	205,920.00	24%
7926	298,267.57	68	12	26	60	1,272,960.00	23%
7959	36,839.27	9	12	26	60	168,480.00	22%
79101	20,429.70	5	12	26	60	93,600.00	22%

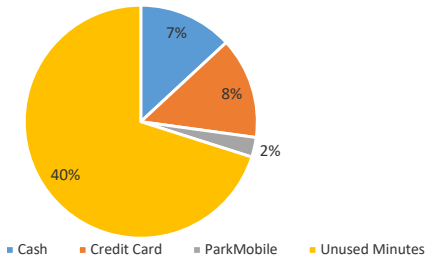
January Meter Occupancy by Minutes and Zone

7928	142,693.95	35	12	26	60	655,200.00	22%
7920	12,189.27	3	12	26	60	56,160.00	22%
7924	144,652.28	53	12	26	60	992,160.00	15%
7951	24,096.10	9	12	26	60	168,480.00	14%
7972	10,274.90	5	12	26	60	93,600.00	11%
7949	3,984.77	2	12	26	60	37,440.00	11%
7925	177,805.25	107	12	26	60	2,003,040.00	9%
7902	7,894.90	5	12	26	60	93,600.00	8%
7946	12,474.38	8	12	26	60	149,760.00	8%
79104	7,445.23	5	12	26	60	93,600.00	8%
7953	5,953.72	4	12	26	60	74,880.00	8%
7961	7,003.07	7	12	26	60	131,040.00	5%
7970	4,849.82	5	12	26	60	93,600.00	5%
7983	3,013.00	4	12	26	60	74,880.00	4%
7969	2,395.23	5	12	26	60	93,600.00	3%
7947	6,461.70	14	12	26	60	262,080.00	2%
7967	2,285.00	5	12	26	60	93,600.00	2%
7952	3,822.62	12	12	26	60	224,640.00	2%
7901	3,137.62	13	12	26	60	243,360.00	1%
7948	1,381.00	8	12	26	60	149,760.00	1%
79103	2,025.37	41	12	26	60	767,520.00	0%
7968	360.00	8	12	26	60	149,760.00	0%
79106	50.00	2	12	26	60	37,440.00	0%
7905	120.00	5	12	26	60	93,600.00	0%
79105	40.00	10	12	26	60	187,200.00	0%
Grand Total	6,944,630.75					22,538,880.00	

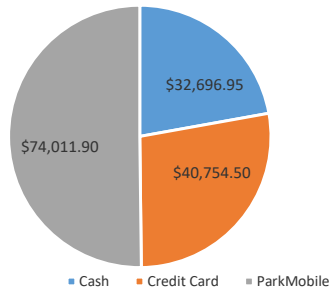
**January Meters - Total Minutes Used 3,808,631
Out of Total 22,538,880 Minutes Available**



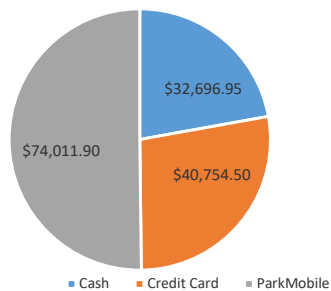
**January Meters - Total Minutes Used 3,808,631
Out of Total 22,538,880 Minutes Available**



January Meters - Total Revenue - \$187,314



January Meters - Total Revenue - \$187,314



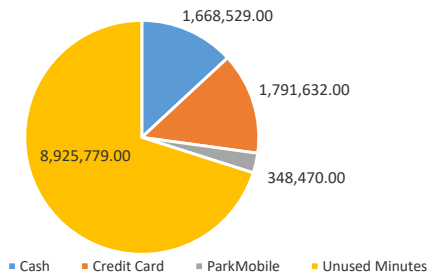
February Parking Meter Occupancy by Minutes and Zone

Row Labels	Sum of Minutes@Total	# of Metered Spaces	Hours Per Day	Days Per Month	Minutes Per Hour	Total Minutes	% Full
7904	64,955.80	5	12	26	60	93,600.00	69%
7940	141,118.78	11	12	26	60	205,920.00	69%
7908	38,394.00	3	12	26	60	56,160.00	68%
7913	89,551.10	7	12	26	60	131,040.00	68%
7907	87,893.48	7	12	26	60	131,040.00	67%
7955	160,847.48	13	12	26	60	243,360.00	66%
7909	206,811.75	17	12	26	60	318,240.00	65%
7957	35,264.12	3	12	26	60	56,160.00	63%
7918	128,328.55	11	12	26	60	205,920.00	62%
7914	307,964.62	28	12	26	60	524,160.00	59%
7975	208,810.37	19	12	26	60	355,680.00	59%
7911	199,245.23	19	12	26	60	355,680.00	56%
zone1	41,714.00	4	12	26	60	74,880.00	56%
7950	31,131.75	3	12	26	60	56,160.00	55%
7956	81,767.87	8	12	26	60	149,760.00	55%
7916	60,989.65	6	12	26	60	112,320.00	54%
7939	150,924.00	15	12	26	60	280,800.00	54%
7943	20,100.67	2	12	26	60	37,440.00	54%
7923	200,453.28	20	12	26	60	374,400.00	54%
7979	308,340.88	31	12	26	60	580,320.00	53%
7954	158,220.00	16	12	26	60	299,520.00	53%
7934	127,396.93	13	12	26	60	243,360.00	52%
7936	115,835.17	12	12	26	60	224,640.00	52%
7922	19,244.32	2	12	26	60	37,440.00	51%
7942	45,762.80	5	12	26	60	93,600.00	49%
7937	149,941.17	17	12	26	60	318,240.00	47%
7960	52,809.23	6	12	26	60	112,320.00	47%
7921	69,828.60	8	12	26	60	149,760.00	47%
7984	41,895.45	5	12	26	60	93,600.00	45%
7929	57,816.33	7	12	26	60	131,040.00	44%
7910	113,687.43	14	12	26	60	262,080.00	43%
7976	64,274.10	8	12	26	60	149,760.00	43%
7917	119,251.58	15	12	26	60	280,800.00	42%
7915	46,641.45	6	12	26	60	112,320.00	42%
7944	53,897.47	7	12	26	60	131,040.00	41%
7945	22,749.75	3	12	26	60	56,160.00	41%
7935	21,095.03	3	12	26	60	56,160.00	38%
7919	195,173.85	28	12	26	60	524,160.00	37%
7933	178,280.58	27	12	26	60	505,440.00	35%
79102	123,833.68	19	12	26	60	355,680.00	35%
7963	64,898.55	10	12	26	60	187,200.00	35%
7964	58,011.07	9	12	26	60	168,480.00	34%
7931	311,289.00	49	12	26	60	917,280.00	34%
7978	69,589.58	11	12	26	60	205,920.00	34%
7980	135,802.68	22	12	26	60	411,840.00	33%
7971	41,928.42	7	12	26	60	131,040.00	32%
7932	101,232.43	17	12	26	60	318,240.00	32%
7985	29,202.18	5	12	26	60	93,600.00	31%
7958	52,130.28	9	12	26	60	168,480.00	31%
7903	67,391.78	12	12	26	60	224,640.00	30%
7982	260,761.20	48	12	26	60	898,560.00	29%
7965	26,824.13	5	12	26	60	93,600.00	29%
7973	69,700.72	13	12	26	60	243,360.00	29%
7930	58,069.92	11	12	26	60	205,920.00	28%
7938	41,940.22	8	12	26	60	149,760.00	28%
7927	20,621.15	4	12	26	60	74,880.00	28%
7966	52,357.80	11	12	26	60	205,920.00	25%
7981	116,767.62	25	12	26	60	468,000.00	25%
7962	32,077.47	7	12	26	60	131,040.00	24%
7974	49,846.53	11	12	26	60	205,920.00	24%
7926	298,267.57	68	12	26	60	1,272,960.00	23%
7959	36,839.27	9	12	26	60	168,480.00	22%
79101	20,429.70	5	12	26	60	93,600.00	22%
7928	142,693.95	35	12	26	60	655,200.00	22%

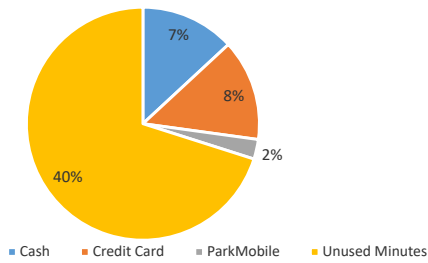
February Parking Meter Occupancy by Minutes and Zone

7920	12,189.27	3	12	26	60	56,160.00	22%
7924	144,652.28	53	12	26	60	992,160.00	15%
7951	24,096.10	9	12	26	60	168,480.00	14%
7972	10,274.90	5	12	26	60	93,600.00	11%
7949	3,984.77	2	12	26	60	37,440.00	11%
7925	177,805.25	107	12	26	60	2,003,040.00	9%
7902	7,894.90	5	12	26	60	93,600.00	8%
7946	12,474.38	8	12	26	60	149,760.00	8%
79104	7,445.23	5	12	26	60	93,600.00	8%
7953	5,953.72	4	12	26	60	74,880.00	8%
7961	7,003.07	7	12	26	60	131,040.00	5%
7970	4,849.82	5	12	26	60	93,600.00	5%
7983	3,013.00	4	12	26	60	74,880.00	4%
7969	2,395.23	5	12	26	60	93,600.00	3%
7947	6,461.70	14	12	26	60	262,080.00	2%
7967	2,285.00	5	12	26	60	93,600.00	2%
7952	3,822.62	12	12	26	60	224,640.00	2%
7901	3,137.62	13	12	26	60	243,360.00	1%
7948	1,381.00	8	12	26	60	149,760.00	1%
79103	2,025.37	41	12	26	60	767,520.00	0%
7968	360.00	8	12	26	60	149,760.00	0%
79106	50.00	2	12	26	60	37,440.00	0%
7905	120.00	5	12	26	60	93,600.00	0%
79105	40.00	10	12	26	60	187,200.00	0%
Grand Total	6,944,630.75					22,538,880.00	

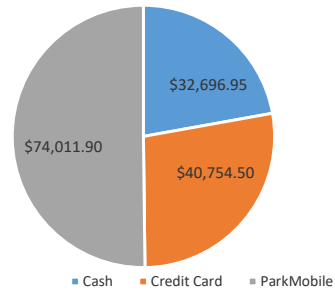
**February Meters - Total Minutes Used 3,808,631
Out of 22,538,880 Total Minutes Available**



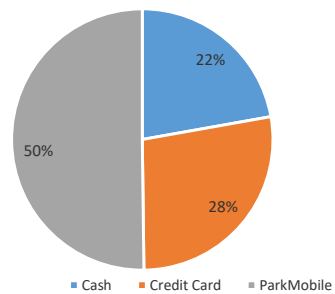
**February Meters - Total Minutes Used 3,808,631
Out of 22,538,880 Total Minutes Available**



February Meters - Total Revenue - \$187,314



February Meters - % of Total Revenue - \$187,314



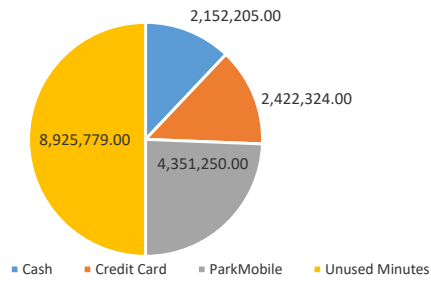
March Parking Meter Occupancy by Minutes and Zone

Row Labels	Sum of Minutes@Total	# of Metered Spaces	Hours Per Day	Days Per Month	Minutes Per Hour	Total Minutes	% Full	
zone1	7913	116,157.52	7	12	26	60	131,040.00	89%
		65,288.25	4	12	26	60	74,880.00	87%
	7904	79,176.05	5	12	26	60	93,600.00	85%
	7957	46,868.95	3	12	26	60	56,160.00	83%
	7908	45,591.40	3	12	26	60	56,160.00	81%
	7955	184,582.47	13	12	26	60	243,360.00	76%
	7907	98,804.55	7	12	26	60	131,040.00	75%
	7918	151,290.60	11	12	26	60	205,920.00	73%
	7943	26,421.55	2	12	26	60	37,440.00	71%
	7909	222,977.80	17	12	26	60	318,240.00	70%
	7914	366,091.87	28	12	26	60	524,160.00	70%
	7975	248,133.28	19	12	26	60	355,680.00	70%
	7954	205,197.98	16	12	26	60	299,520.00	69%
	7922	25,527.70	2	12	26	60	37,440.00	68%
	7979	385,675.47	31	12	26	60	580,320.00	66%
	7950	37,292.63	3	12	26	60	56,160.00	66%
	7934	161,291.82	13	12	26	60	243,360.00	66%
	7923	247,688.52	20	12	26	60	374,400.00	66%
	7916	73,501.02	6	12	26	60	112,320.00	65%
	7937	207,713.67	17	12	26	60	318,240.00	65%
	7940	133,176.55	11	12	26	60	205,920.00	65%
	7976	96,016.47	8	12	26	60	149,760.00	64%
	7911	225,874.38	19	12	26	60	355,680.00	64%
	7956	94,546.55	8	12	26	60	149,760.00	63%
	7939	175,994.32	15	12	26	60	280,800.00	63%
	7965	58,534.48	5	12	26	60	93,600.00	63%
	7942	56,447.15	5	12	26	60	93,600.00	60%
	7984	54,946.05	5	12	26	60	93,600.00	59%
	7936	129,387.27	12	12	26	60	224,640.00	58%
	7960	64,371.08	6	12	26	60	112,320.00	57%
	7910	147,167.43	14	12	26	60	262,080.00	56%
	7945	31,157.40	3	12	26	60	56,160.00	55%
7964	91,323.10	9	12	26	60	168,480.00	54%	
7980	223,213.88	22	12	26	60	411,840.00	54%	
7929	70,835.88	7	12	26	60	131,040.00	54%	
7921	80,944.03	8	12	26	60	149,760.00	54%	
7917	147,684.02	15	12	26	60	280,800.00	53%	
7944	67,050.58	7	12	26	60	131,040.00	51%	
7919	258,014.80	28	12	26	60	524,160.00	49%	
79102	169,820.50	19	12	26	60	355,680.00	48%	
7933	239,631.28	27	12	26	60	505,440.00	47%	
7915	52,636.03	6	12	26	60	112,320.00	47%	
7963	84,444.65	10	12	26	60	187,200.00	45%	
7985	42,013.23	5	12	26	60	93,600.00	45%	
7938	64,685.92	8	12	26	60	149,760.00	43%	
7931	395,111.25	49	12	26	60	917,280.00	43%	
7978	86,934.03	11	12	26	60	205,920.00	42%	
7930	85,279.98	11	12	26	60	205,920.00	41%	
7935	23,144.78	3	12	26	60	56,160.00	41%	
7958	67,304.67	9	12	26	60	168,480.00	40%	
7932	125,809.70	17	12	26	60	318,240.00	40%	
7959	65,135.58	9	12	26	60	168,480.00	39%	
7971	49,983.05	7	12	26	60	131,040.00	38%	
7981	177,652.48	25	12	26	60	468,000.00	38%	
7903	85,131.57	12	12	26	60	224,640.00	38%	
7973	91,109.15	13	12	26	60	243,360.00	37%	
7982	325,534.63	48	12	26	60	898,560.00	36%	
7962	45,610.33	7	12	26	60	131,040.00	35%	
7928	216,838.27	35	12	26	60	655,200.00	33%	
7927	24,497.03	4	12	26	60	74,880.00	33%	
7966	66,570.22	11	12	26	60	205,920.00	32%	
7920	17,940.38	3	12	26	60	56,160.00	32%	
7926	380,360.85	68	12	26	60	1,272,960.00	30%	

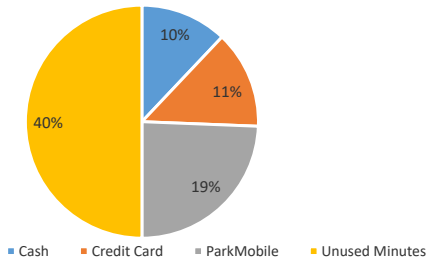
March Parking Meter Occupancy by Minutes and Zone

79101	27,473.03	5	12	26	60	93,600.00	29%
7974	59,705.70	11	12	26	60	205,920.00	29%
7949	8,312.53	2	12	26	60	37,440.00	22%
7972	18,698.98	5	12	26	60	93,600.00	20%
7924	194,633.62	53	12	26	60	992,160.00	20%
7951	30,236.58	9	12	26	60	168,480.00	18%
7925	286,371.35	107	12	26	60	2,003,040.00	14%
79104	11,736.17	5	12	26	60	93,600.00	13%
7946	18,579.10	8	12	26	60	149,760.00	12%
7902	10,963.38	5	12	26	60	93,600.00	12%
7967	10,758.92	5	12	26	60	93,600.00	11%
7953	7,591.98	4	12	26	60	74,880.00	10%
7961	13,249.25	7	12	26	60	131,040.00	10%
7970	8,354.68	5	12	26	60	93,600.00	9%
7983	6,638.20	4	12	26	60	74,880.00	9%
7947	9,476.88	14	12	26	60	262,080.00	4%
79106	1,120.00	2	12	26	60	37,440.00	3%
7952	5,373.18	12	12	26	60	224,640.00	2%
7901	4,725.15	13	12	26	60	243,360.00	2%
7948	2,830.80	8	12	26	60	149,760.00	2%
7969	537.00	5	12	26	60	93,600.00	1%
7905	519.00	5	12	26	60	93,600.00	1%
79103	2,498.88	41	12	26	60	767,520.00	0%
79105	184.00	10	12	26	60	187,200.00	0%
7968	73.00	8	12	26	60	149,760.00	0%
Grand Total	8,925,779.48					22,538,880.00	

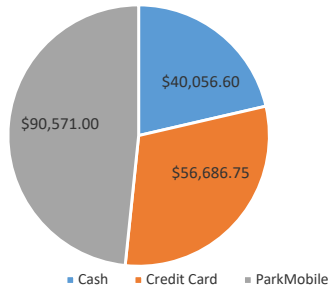
March Meters - Total Minutes Used 8,925,779 Out Of 22,538,880 Total Minutes Available



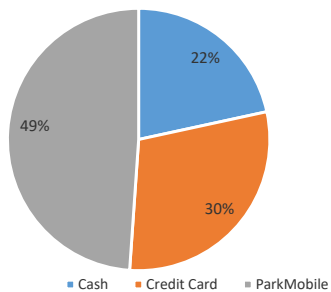
March Meters - Total Minutes Used 8,925,779 Out of 22,538,880 Total Minutes Available



March Meters - Total Revenue - \$187,314



March Meters - % of Total Revenue - \$187,314



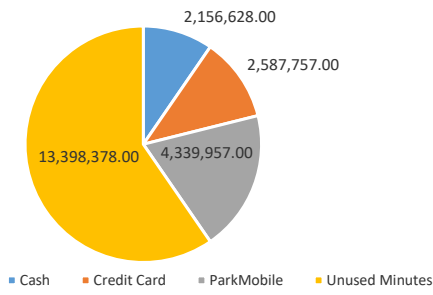
April Parking Meter Occupancy by Minute and Zone

Row Labels	Sum of Minutes@Total	# of Metered Spaces	Hours Per Day	Days Per Month	Minutes Per Hour	Total Minutes	% Full
7908	47,506.57	3	12	26	60	56,160.00	85%
7913	110,625.92	7	12	26	60	131,040.00	84%
7904	74,360.97	5	12	26	60	93,600.00	79%
7916	88,168.42	6	12	26	60	112,320.00	78%
7957	44,055.15	3	12	26	60	56,160.00	78%
7907	100,743.68	7	12	26	60	131,040.00	77%
7943	27,678.90	2	12	26	60	37,440.00	74%
7909	233,661.23	17	12	26	60	318,240.00	73%
7934	172,611.50	13	12	26	60	243,360.00	71%
7965	66,234.32	5	12	26	60	93,600.00	71%
7954	211,875.40	16	12	26	60	299,520.00	71%
7940	140,844.67	11	12	26	60	205,920.00	68%
7984	63,898.62	5	12	26	60	93,600.00	68%
7979	390,847.07	31	12	26	60	580,320.00	67%
7914	352,993.27	28	12	26	60	524,160.00	67%
7976	99,418.23	8	12	26	60	149,760.00	66%
7939	185,640.48	15	12	26	60	280,800.00	66%
7955	160,471.97	13	12	26	60	243,360.00	66%
7950	36,644.97	3	12	26	60	56,160.00	65%
7937	207,410.17	17	12	26	60	318,240.00	65%
7911	225,576.47	19	12	26	60	355,680.00	63%
7923	236,166.67	20	12	26	60	374,400.00	63%
7975	220,056.70	19	12	26	60	355,680.00	62%
7945	34,068.28	3	12	26	60	56,160.00	61%
7980	247,260.27	22	12	26	60	411,840.00	60%
7942	55,739.03	5	12	26	60	93,600.00	60%
7917	164,834.13	15	12	26	60	280,800.00	59%
7936	131,718.70	12	12	26	60	224,640.00	59%
7985	53,144.37	5	12	26	60	93,600.00	57%
7910	148,354.10	14	12	26	60	262,080.00	57%
7919	295,830.43	28	12	26	60	524,160.00	56%
7921	80,518.60	8	12	26	60	149,760.00	54%
7922	19,338.00	2	12	26	60	37,440.00	52%
7918	103,599.02	11	12	26	60	205,920.00	50%
7964	82,998.42	9	12	26	60	168,480.00	49%
7963	92,014.03	10	12	26	60	187,200.00	49%
7915	54,747.82	6	12	26	60	112,320.00	49%
7959	82,049.25	9	12	26	60	168,480.00	49%
7971	63,793.57	7	12	26	60	131,040.00	49%
7944	63,699.08	7	12	26	60	131,040.00	49%
7933	241,895.30	27	12	26	60	505,440.00	48%
7958	79,464.40	9	12	26	60	168,480.00	47%
7932	148,596.55	17	12	26	60	318,240.00	47%
7960	51,858.00	6	12	26	60	112,320.00	46%
7982	412,447.62	48	12	26	60	898,560.00	46%
7981	214,290.03	25	12	26	60	468,000.00	46%
7931	413,670.88	49	12	26	60	917,280.00	45%
7978	88,830.88	11	12	26	60	205,920.00	43%
7929	54,442.33	7	12	26	60	131,040.00	42%
7938	61,529.95	8	12	26	60	149,760.00	41%
7930	84,399.48	11	12	26	60	205,920.00	41%
7935	22,823.18	3	12	26	60	56,160.00	41%
7962	51,806.52	7	12	26	60	131,040.00	40%
7974	81,402.58	11	12	26	60	205,920.00	40%
7903	87,881.93	12	12	26	60	224,640.00	39%
7956	55,814.22	8	12	26	60	149,760.00	37%
7966	76,417.42	11	12	26	60	205,920.00	37%
7927	26,118.90	4	12	26	60	74,880.00	35%
7973	79,474.80	13	12	26	60	243,360.00	33%
7920	16,064.28	3	12	26	60	56,160.00	29%
7926	363,387.87	68	12	26	60	1,272,960.00	29%
7928	176,225.73	35	12	26	60	655,200.00	27%
7949	9,340.18	2	12	26	60	37,440.00	25%
79102	189,610.42	41	12	26	60	767,520.00	25%
7951	34,147.32	9	12	26	60	168,480.00	20%

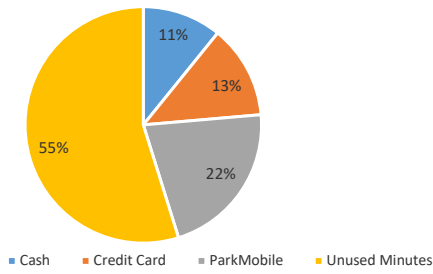
April Parking Meter Occupancy by Minute and Zone

7924	196,099.17	53	12	26	60	992,160.00	20%
7961	24,873.55	7	12	26	60	131,040.00	19%
7953	12,715.85	4	12	26	60	74,880.00	17%
7972	15,184.68	5	12	26	60	93,600.00	16%
7902	11,463.60	5	12	26	60	93,600.00	12%
7925	242,442.68	107	12	26	60	2,003,040.00	12%
7946	17,691.12	8	12	26	60	149,760.00	12%
7967	10,950.70	5	12	26	60	93,600.00	12%
7970	9,744.05	5	12	26	60	93,600.00	10%
79101	28,234.92	19	12	26	60	355,680.00	8%
79104	14,180.13	10	12	26	60	187,200.00	8%
7983	5,373.88	4	12	26	60	74,880.00	7%
79103	3,726.33	5	12	26	60	93,600.00	4%
79106	2,956.00	4	12	26	60	74,880.00	4%
7947	8,996.65	14	12	26	60	262,080.00	3%
7952	6,396.65	12	12	26	60	224,640.00	3%
7969	2,359.00	5	12	26	60	93,600.00	3%
7901	5,772.75	13	12	26	60	243,360.00	2%
79105	591.00	2	12	26	60	37,440.00	2%
7948	1,773.00	8	12	26	60	149,760.00	1%
7906	240.00	2	12	26	60	37,440.00	1%
7968	589.58	8	12	26	60	149,760.00	0%
7905	231.00	5	12	26	60	93,600.00	0%
Zone 1	68,617.00						
Grand Total	9,084,342.50					22,482,720.00	

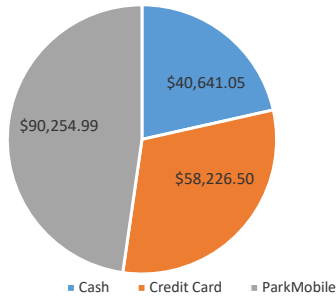
**April Meters - Total Minutes Used - 9,084,342
Out of 22,482,720 Total Minutes Avail**



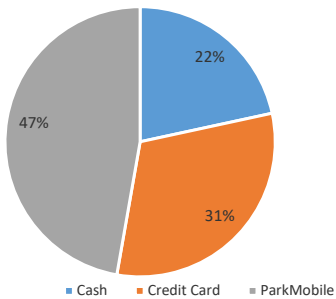
**April Meters - Total Minutes Used - 9,084,342
Out of 22,482,720 Total Minutes Available**



April Meters - Total Revenue - \$206,322



April Meters - Total Revenue - \$206,322



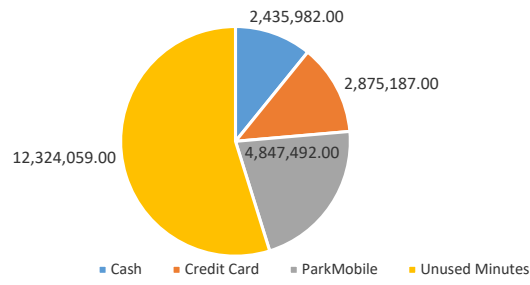
May Parking Meter Occupancy by Minutes and Zone

Row Labels	Sum of Minutes@Total	# of Metered Spaces	Hours Per Day	Days Per Month	Minutes Per Hour	Total Minutes	% Full
7907	119,207.67	7	12	26	60	131,040.00	91%
7913	116,184.55	7	12	26	60	131,040.00	89%
7957	49,018.58	3	12	26	60	56,160.00	87%
7943	32,554.50	2	12	26	60	37,440.00	87%
7904	79,898.22	5	12	26	60	93,600.00	85%
7954	246,312.73	16	12	26	60	299,520.00	82%
7909	260,516.70	17	12	26	60	318,240.00	82%
7908	44,843.38	3	12	26	60	56,160.00	80%
7911	266,937.53	19	12	26	60	355,680.00	75%
7942	70,180.83	5	12	26	60	93,600.00	75%
7939	208,435.90	15	12	26	60	280,800.00	74%
7940	151,728.45	11	12	26	60	205,920.00	74%
7976	108,940.78	8	12	26	60	149,760.00	73%
7916	81,162.63	6	12	26	60	112,320.00	72%
7965	67,291.80	5	12	26	60	93,600.00	72%
7923	268,009.80	20	12	26	60	374,400.00	72%
7934	167,971.03	13	12	26	60	243,360.00	69%
7937	217,087.45	17	12	26	60	318,240.00	68%
7950	37,702.55	3	12	26	60	56,160.00	67%
7917	185,665.25	15	12	26	60	280,800.00	66%
7919	339,491.93	28	12	26	60	524,160.00	65%
7975	229,191.40	19	12	26	60	355,680.00	64%
7945	36,151.98	3	12	26	60	56,160.00	64%
7914	334,495.38	28	12	26	60	524,160.00	64%
7929	82,834.88	7	12	26	60	131,040.00	63%
7955	151,777.70	13	12	26	60	243,360.00	62%
7922	22,439.72	2	12	26	60	37,440.00	60%
7944	76,931.73	7	12	26	60	131,040.00	59%
7933	296,629.45	27	12	26	60	505,440.00	59%
7910	152,777.08	14	12	26	60	262,080.00	58%
7936	130,153.22	12	12	26	60	224,640.00	58%
7915	64,868.57	6	12	26	60	112,320.00	58%
7971	75,578.35	7	12	26	60	131,040.00	58%
7974	118,428.90	11	12	26	60	205,920.00	58%
7982	513,464.60	48	12	26	60	898,560.00	57%
7932	178,185.20	17	12	26	60	318,240.00	56%
7921	83,663.72	8	12	26	60	149,760.00	56%
7979	322,611.00	31	12	26	60	580,320.00	56%
7958	92,055.75	9	12	26	60	168,480.00	55%
7931	483,683.78	49	12	26	60	917,280.00	53%
7930	108,404.83	11	12	26	60	205,920.00	53%
7966	104,607.43	11	12	26	60	205,920.00	51%
7980	206,957.10	22	12	26	60	411,840.00	50%
7938	74,316.83	8	12	26	60	149,760.00	50%
7984	46,366.98	5	12	26	60	93,600.00	50%
7918	101,929.60	11	12	26	60	205,920.00	49%
7962	63,515.05	7	12	26	60	131,040.00	48%
7956	71,763.33	8	12	26	60	149,760.00	48%
7935	26,540.97	3	12	26	60	56,160.00	47%
7960	52,933.20	6	12	26	60	112,320.00	47%
7985	42,467.95	5	12	26	60	93,600.00	45%
7978	93,081.48	11	12	26	60	205,920.00	45%
7903	94,273.35	12	12	26	60	224,640.00	42%
7981	196,265.42	25	12	26	60	468,000.00	42%
7920	23,346.45	3	12	26	60	56,160.00	42%
7928	269,534.40	35	12	26	60	655,200.00	41%
7963	74,100.25	10	12	26	60	187,200.00	40%
7961	50,204.70	7	12	26	60	131,040.00	38%
7964	60,350.28	9	12	26	60	168,480.00	36%
7927	26,718.93	4	12	26	60	74,880.00	36%

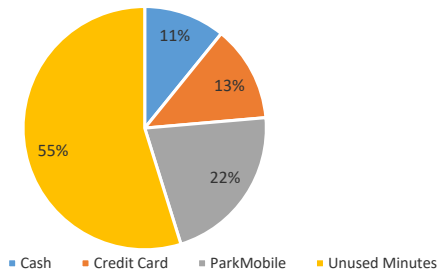
May Parking Meter Occupancy by Minutes and Zone

7949	13,089.33	2	12	26	60	37,440.00	35%
7973	85,070.18	13	12	26	60	243,360.00	35%
7926	425,898.92	68	12	26	60	1,272,960.00	33%
7959	56,338.98	9	12	26	60	168,480.00	33%
7953	24,072.68	4	12	26	60	74,880.00	32%
7924	302,239.88	53	12	26	60	992,160.00	30%
79102	216,885.73	41	12	26	60	767,520.00	28%
7967	24,797.62	5	12	26	60	93,600.00	26%
7951	43,344.35	9	12	26	60	168,480.00	26%
7970	22,896.27	5	12	26	60	93,600.00	24%
7946	29,514.82	8	12	26	60	149,760.00	20%
7972	18,314.82	5	12	26	60	93,600.00	20%
79104	31,663.78	10	12	26	60	187,200.00	17%
7925	297,370.92	107	12	26	60	2,003,040.00	15%
7983	9,952.07	4	12	26	60	74,880.00	13%
79101	44,332.58	19	12	26	60	355,680.00	12%
7902	10,954.05	5	12	26	60	93,600.00	12%
7948	17,517.70	8	12	26	60	149,760.00	12%
7969	8,118.45	5	12	26	60	93,600.00	9%
79106	6,392.08	4	12	26	60	74,880.00	9%
7901	10,802.32	13	12	26	60	243,360.00	4%
79103	3,552.75	5	12	26	60	93,600.00	4%
7947	9,124.00	14	12	26	60	262,080.00	3%
7968	4,147.73	8	12	26	60	149,760.00	3%
79105	794.80	2	12	26	60	37,440.00	2%
7952	885.00	12	12	26	60	224,640.00	0%
7905	367.00	5	12	26	60	93,600.00	0%
7906	20.00	2	12	26	60	37,440.00	0%
zone1	87,458.63						
Grand Total	10,158,660.70					22,482,720.00	

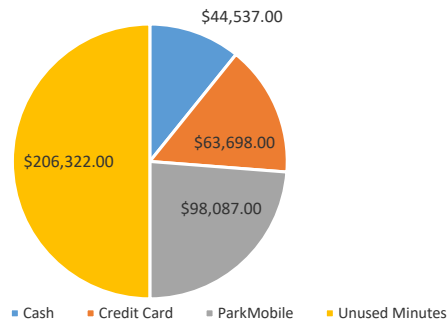
**May Meters - Total Minutes Used - 10,158,661
Out of 22,482,720 Total Minutes Availab**



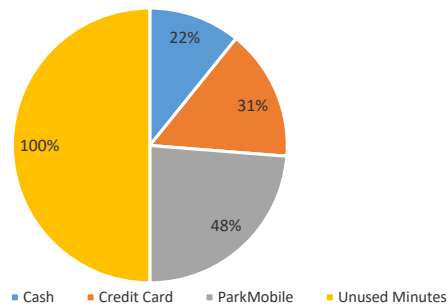
**May Meters - Total Minutes Used - 10,158,661
Out of 22,482,720 Total Minutes Availab**



May Meters - Total Revenue - \$206,322



May Meters - % of Total Revenue



June Parking Meter Occupancy by Minutes and Zone

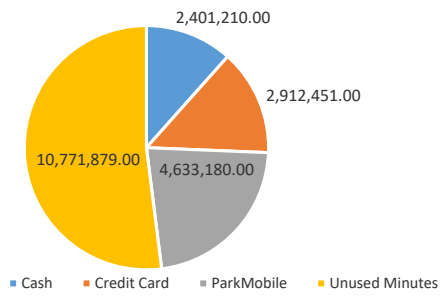
Row Labels	Sum of Minutes@Total	# of Metered Spaces	Hours Per Day	Days Per Month	Minutes Per Hour	Total Minutes	% Full	
7913	119,635.28		7	12	24	60	120,960.00	99%
7908	50,740.40		3	12	24	60	51,840.00	98%
7907	114,921.77		7	12	24	60	120,960.00	95%
7909	258,929.05		17	12	24	60	293,760.00	88%
7954	242,028.77		16	12	24	60	276,480.00	88%
7957	44,588.50		3	12	24	60	51,840.00	86%
7904	72,703.43		5	12	24	60	86,400.00	84%
7950	43,557.32		3	12	24	60	51,840.00	84%
7916	85,954.20		6	12	24	60	103,680.00	83%
7979	427,180.80		31	12	24	60	535,680.00	80%
7934	174,622.23		13	12	24	60	224,640.00	78%
7976	107,382.18		8	12	24	60	138,240.00	78%
7984	66,791.17		5	12	24	60	86,400.00	77%
7943	26,557.30		2	12	24	60	34,560.00	77%
7965	66,213.42		5	12	24	60	86,400.00	77%
7923	261,967.13		20	12	24	60	345,600.00	76%
7937	222,640.85		17	12	24	60	293,760.00	76%
7980	283,910.57		22	12	24	60	380,160.00	75%
7939	192,909.87		15	12	24	60	259,200.00	74%
7985	63,134.18		5	12	24	60	86,400.00	73%
7942	63,081.25		5	12	24	60	86,400.00	73%
7911	235,885.05		19	12	24	60	328,320.00	72%
7945	36,968.58		3	12	24	60	51,840.00	71%
7955	159,071.82		13	12	24	60	224,640.00	71%
7922	23,994.87		2	12	24	60	34,560.00	69%
7940	129,820.43		11	12	24	60	190,080.00	68%
7960	70,576.45		6	12	24	60	103,680.00	68%
7919	323,560.37		28	12	24	60	483,840.00	67%
7910	160,905.33		14	12	24	60	241,920.00	67%
7914	308,262.40		28	12	24	60	483,840.00	64%
7944	76,946.63		7	12	24	60	120,960.00	64%
7917	164,096.57		15	12	24	60	259,200.00	63%
7929	73,922.70		7	12	24	60	120,960.00	61%
7975	200,178.58		19	12	24	60	328,320.00	61%
7921	84,115.40		8	12	24	60	138,240.00	61%
7930	112,259.78		11	12	24	60	190,080.00	59%
7963	99,290.97		10	12	24	60	172,800.00	57%
7933	267,546.78		27	12	24	60	466,560.00	57%
7981	247,061.38		25	12	24	60	432,000.00	57%
7938	77,955.47		8	12	24	60	138,240.00	56%
7935	28,869.23		3	12	24	60	51,840.00	56%
7931	470,891.43		49	12	24	60	846,720.00	56%
7982	459,752.68		48	12	24	60	829,440.00	55%
7915	56,715.17		6	12	24	60	103,680.00	55%
7971	64,935.77		7	12	24	60	120,960.00	54%
7958	83,429.58		9	12	24	60	155,520.00	54%
7932	155,493.35		17	12	24	60	293,760.00	53%
7962	63,737.13		7	12	24	60	120,960.00	53%
7956	72,163.08		8	12	24	60	138,240.00	52%
7959	80,120.48		9	12	24	60	155,520.00	52%
7918	95,687.68		11	12	24	60	190,080.00	50%
7978	95,175.45		11	12	24	60	190,080.00	50%
7964	74,588.37		9	12	24	60	155,520.00	48%
7974	89,370.72		11	12	24	60	190,080.00	47%
7936	96,335.03		12	12	24	60	207,360.00	46%
7928	272,280.07		35	12	24	60	604,800.00	45%
7903	91,426.20		12	12	24	60	207,360.00	44%
7927	27,511.93		4	12	24	60	69,120.00	40%
7966	74,367.38		11	12	24	60	190,080.00	39%
7920	20,072.10		3	12	24	60	51,840.00	39%
7926	434,662.80		68	12	24	60	1,175,040.00	37%
7949	11,465.48		2	12	24	60	34,560.00	33%
7973	74,170.30		13	12	24	60	224,640.00	33%
7924	281,237.87		53	12	24	60	915,840.00	31%
7953	20,666.07		4	12	24	60	69,120.00	30%
7961	33,932.50		7	12	24	60	120,960.00	28%
79102	191,787.72		41	12	24	60	708,480.00	27%
7951	37,711.48		9	12	24	60	155,520.00	24%
7967	15,432.15		5	12	24	60	86,400.00	18%
7970	14,924.98		5	12	24	60	86,400.00	17%
7946	22,367.25		8	12	24	60	138,240.00	16%
7972	13,040.77		5	12	24	60	86,400.00	15%
7925	277,840.22		107	12	24	60	1,848,960.00	15%
7983	9,327.87		4	12	24	60	69,120.00	13%
7902	11,127.80		5	12	24	60	86,400.00	13%
79101	36,783.88		19	12	24	60	328,320.00	11%
79104	18,910.35		10	12	24	60	172,800.00	11%
79106	5,530.00		4	12	24	60	69,120.00	8%
7948	8,957.50		8	12	24	60	138,240.00	6%
79103	5,149.00		5	12	24	60	86,400.00	6%
7901	10,300.37		13	12	24	60	224,640.00	5%
7947	10,608.32		14	12	24	60	241,920.00	4%
7969	3,524.00		5	12	24	60	86,400.00	4%
79105	739.00		2	12	24	60	34,560.00	2%
7968	1,359.00		8	12	24	60	138,240.00	1%
7905	231.00		5	12	24	60	86,400.00	0%
7952	221.00		12	12	24	60	207,360.00	0%

Grand Total

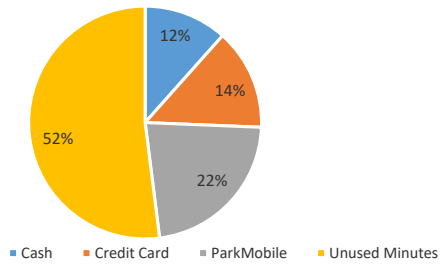
9,946,840.55

20,718,720.00

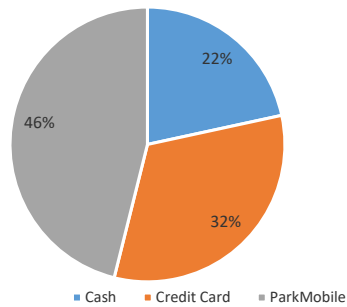
**June Meters - Total Minutes Used - 9,946,841
Out of 20,718,720 Total Minutes Availa**



**June Meters - Total Minutes Used - 9,946,841
Out of 20,718,720 Total Minutes Availa**



June Meters - % of Total Revenue



June Meters - Total Revenue - 200,894.35

