

ADVISORY PARKING COMMITTEE
Wednesday, September 3rd, 2025 @ 7:30am

1. Roll Call
2. Approval of Minutes, August 6, 2025
3. Peabody Garage Parking Stall Size Increase
4. Parking Reports Review
5. Meeting open to the public for items not on the agenda
6. Next Meeting – October 1st, 2025
7. Adjournment

Notice: Please note that board meetings will be conducted in person. Members of the public can attend in person at Birmingham City Hall or may attend virtually at <https://us06web.zoom.us/j/86082330819>

Meeting ID: 860 8233 0819

Persons with disabilities that may require assistance for effective participation in this public meeting should contact the City Clerk's Office at the number (248) 530-1880, or (248) 644-5115 (for the hearing impaired) at least one day before the meeting to request help in visual, hearing, or other assistance.

Las personas con incapacidad que requieren algún tipo de ayuda para la participación en esta sesión pública deben ponerse en contacto con la oficina del escribano de la ciudad en el número (248) 530-1800 o al (248) 644-5115 (para personas con discapacidad auditiva) un día antes de la reunión para solicitar ayuda a la visual, auditiva, o de otras asistencias. (Title VI of the Civil Rights Act of 1964).

**Advisory Parking Committee
Meeting of August 6, 2025**

151 Martin Street, City Commission Room, Birmingham, MI

These are the minutes of the Advisory Parking Committee ("APC") regular meeting held on August 6, 2025. The meeting was called to order at 7:30 a.m.

1. Roll Call

Present: Chair Kevin Kozlowski, Vice Chair Jim Arpin; Committee Member Michele Taddei; Alternate Committee Member Bill Kolb

Absent: Committee Members Michelle Moody, Lisa Silverman; Alternate Committee Member Mary-Claire Petcoff

Staff: Parking Systems Manager Ford; Assistant City Manager Clemence, City Transcriptionist Eichenhorn

2. Approval of Minutes – June 4, 2025

**Motion by Kolb
Seconded by Arpin to approve.**

Motion carried, 4-0.

VOICE VOTE

Yeas: Kozlowski, Kolb, Arpin, Taddei

Nays: None

3. Sandra Tessler Letter

PSM Ford presented the item and answered informational questions from the APC.

During discussion, APC members made the following comments:

- Staff should keep an eye on whether visitors to the parking decks often need to open their doors to access the payment kiosks.
- PSM Ford received thanks for following up with Ms. Tessler, and staff was encouraged to continue responding to concerns from other patrons when they arise.
- Many thousands of kiosk transactions occur monthly, with very few complaints about the kiosks.

4. Parking Reports Review

PSM Ford presented the item and answered informational questions from the APC.

During discussion, APC members made the following comments:

- Less than 1% of parking deck users utilize the call center, which reflects well upon the efficiency of the system.

- There was some concern that 10% of the calls to the call center are inaudible for some reason. This might indicate an equipment or other issue that should be looked into.
- While the frequency of issues is generally comparable across the garages, Pierce does experience more calls. This could be in part because more visitors to the City use Pierce, and there is also a known issue of some users trying to circumvent paying by using the call button at Pierce.
- For the revenue data, the month and year should be included as part of the template moving forward.
- For the revenue data, the APS Fund Balance data may be populating incorrectly. Staff should review.
- Every month the parking system yields about \$900,000 in revenue.
- For expenses, the capital expenditure and operating expenses should be separated out.
- The format for the reports was well done and the data was useful.
- Another City board recently made use of some of the APC reports.

5. Parking Meter Discussion

PSM Ford presented the item. Staff answered informational questions from the APC.

During discussion, APC members made the following comments:

- Among the offered payment methods for parking meters, coins generate the least net profit because of the processing costs.
- ArcGIS could likely be used to map out the parking meters and supply data to particular locations.
- Data on which zones see the most parking violations may somewhat be useful in conjunction with the parking meter data. It might indicate, in part, areas in which there is a higher parking demand.
- Parking enforcement should be made aware that there are instances of passenger vehicles being parked and left in the center turn lane on S. Old Woodward.
- While it would be useful to increase both enforcement and data gathering, the changes should not be perceived as overly onerous by parking system users.
- Improved data-gathering would support improved policy recommendations.
- It would be useful to have a staff presentation in the next few months on technologies being explored for improved on-street parking and data collection.
- Looking into best practices will be important.
- It would be helpful to install user-friendly signage indicating where more and less expensive parking is located. If there is no indication, it will not encourage and discourage parking in certain areas.

6. Meeting open to the public for items not on the agenda

Staff answered informational questions from the APC.

During discussion, APC members made the following comments:

- The APC should begin work on the outline of a longer-range plan for parking system management.
- The annual presentation to the APC from the Finance Director should be scheduled.

- The City is presently in the process of getting up-to-date on repairs and improvements in the parking garages. Consequently, spending on the garages in the next five years may be higher than the average yearly expenditures that will be necessary further out.
- If staff could provide an approximate idea of the cost of the proposed improvements and repairs, relative to the parking system's revenue, that would be helpful.

6. Adjournment

No further business being evident, the meeting adjourned at 8:42 a.m.



Aaron Ford, Parking Systems Manager

Laura Eichenhorn, City Transcriptionist

DRAFT



MEMORANDUM

Parking System

DATE: August 28, 2025

TO: Advisory Parking Committee

FROM: Aaron Ford, Parking System Manager

SUBJECT: Increase of Peabody Garage Parking Space Size

INTRODUCTION:

The City of Birmingham is currently completing repair projects across all five municipal parking structures. As part of these improvements, parking spaces are being re-striped in garages where spaces do not meet minimum industry standards or where their narrow widths generate frequent public complaints.

The Chester Street Garage was the first to undergo re-striping. Its spaces, originally ranging from 6'5" to 8'4", often caused vehicles to extend over striping lines, creating safety concerns and frustrations among patrons. Following review and approval by Parking staff, the Advisory Parking Committee (APC), and the City Commission, all spaces were standardized to a minimum width of 8'9" to increase safety, ensure consistency across facilities, and improve the overall parking experience for residents, businesses, and visitors.

BACKGROUND:

The City owns and operates five parking structures. Due to their age, evolving building codes, and the increasing size of vehicles, parking space dimensions across these facilities are inconsistent. In many cases, spaces are too small to accommodate SUVs and larger vehicles, resulting in frequent complaints and enforcement challenges.

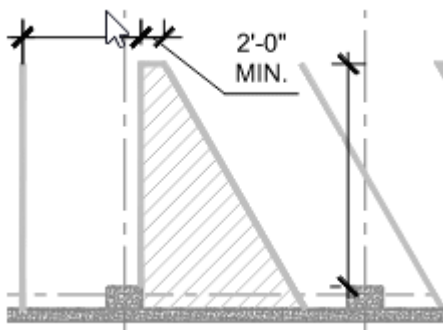
The Peabody Parking Structure in particular exhibits significant inconsistency, with spaces varying by both floor and section. Current widths range from 7'5" to 8'2", below the industry-recommended standard of 8'3" to 9'0". Patrons often park over the lines, leading to calls for enforcement by the Police Department's Parking Enforcement Assistants.

The table below summarizes existing conditions across the five City structures:

Structure	Parking Space Size
Industry Guidelines for Parking Spaces	8'3" to 9'0"
Chester	6'5" - 8'4"
Pierce	8'7"
Peabody	7'6" - 8'2"
Park	8'2"
N. Old Woodward	7'7" - 8'7"
Lot 5 (Surface connected to N. Old Woodward Garage)	9'

Wiss, Janney, Elstner Associates (WJE), the City's contracted engineering firm, is preparing a re-striping plan for the Peabody Garage. Bringing spaces up to minimum standards will reduce capacity by 60–70 stalls, lowering the total from 459 to 390–399. Increasing widths further to 8'9" would reduce capacity by approximately 120–130 stalls, leaving 329–339 total.

WJE has also recommended providing a 2' buffer between perpendicular and angled stalls to improve circulation and reduce blockages. Staff recommends implementing this adjustment only where feasible and where no additional stall loss occurs. If the 2' buffer for perpendicular spaces was installed at all potential locations, there would be an additional 30 spaces lost in addition to the stall reductions noted in the prior paragraph.



Peabody Garage		
Proposed Minimum Parking Space Size	8'3"	8'9"
Current Total Capacity	459	459
Spaces Lost Due to Re-Striping to Accepted Minimum Industry Standards	60-70	120-130
Total New Capacity	389-399	329-339

LEGAL REVIEW:

None

FISCAL IMPACT:

The Peabody Garage is the smallest and busiest of the five City structures. It regularly reaches capacity on weekdays from late morning through mid-afternoon.

- **Monthly Parking:** Currently, 544 monthly permits are issued for Peabody. Of these, an average of 228 permits are utilized daily, with a peak of 266 in 2025. We do not anticipate needing to reduce permit sales.
- **Transient Parking:** Revenue from transient users will be impacted by the reduction in spaces. Peabody also has the highest share of free parkers (57–60% utilizing the two-hour grace period). When the garage fills, these vehicles will be redirected primarily to the nearby Pierce Garage, which has greater availability.
- **Revenue Projection:** In FY 2024–2025, Peabody generated \$524,960 in transient revenue. A reduction of 60 stalls (13% of total capacity) is expected to reduce transient revenue by approximately \$68,244 (13%) annually.

SUSTAINABILITY:

None

PUBLIC COMMUNICATIONS:

Following APC review and recommendation, this proposal will be presented to the City Commission for final consideration.

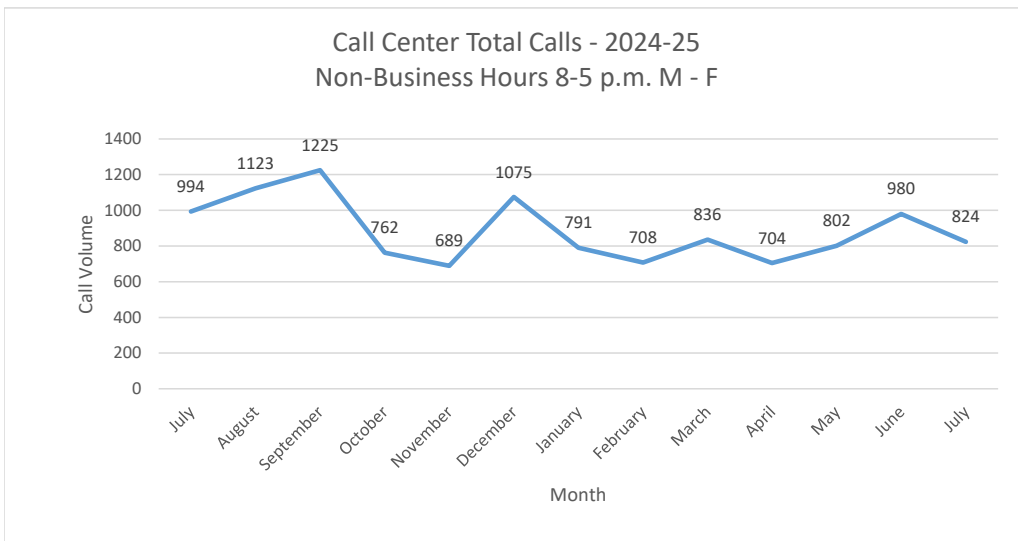
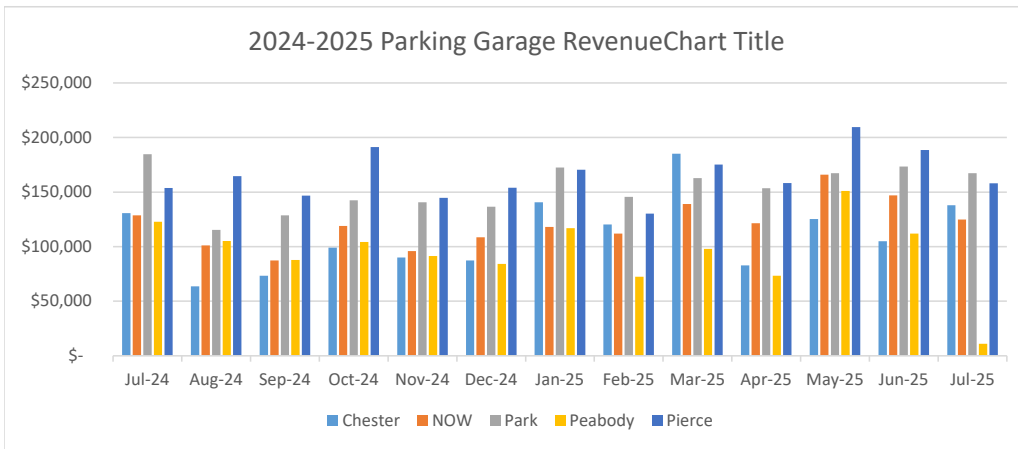
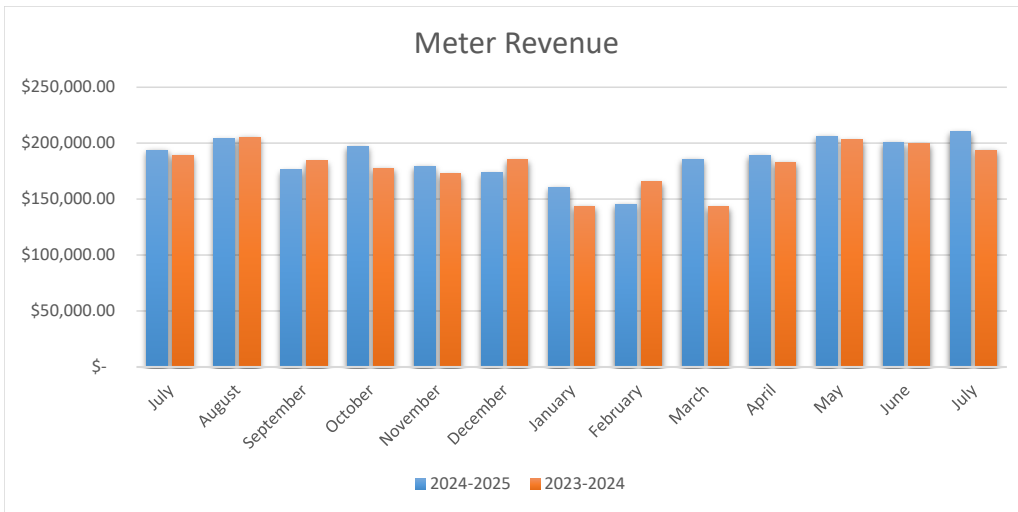
SUMMARY:

The Peabody Garage is the next facility scheduled for repair under the City’s ongoing garage improvement program. Many of its spaces fall below current industry standards and should be widened. WJE will also review alignment to improve accessibility, though the facility cannot be fully brought to modern ADA standards due to the existing geometry and ramp slopes.

Parking staff recommends re-striping all spaces to a minimum width of 8’3”, which balances compliance with industry guidelines, safety, user experience, and overall capacity. This adjustment would reduce total spaces from 459 to approximately 390-399.

SUGGESTED COMMISSION ACTION:

Make a motion to adopt a resolution authorizing the re-striping of the Peabody Parking Structure to establish all parking spaces at a minimum width of 8’3”.



MONTHLY PARKING PERMITS SOLD					
	Chester	N. Old Woodward	Park	Peabody	Pierce
Unreserved	1192	990	1013	544	858
Evening	10	15	9	11	26
Total	1202	1005	1022	555	884

FREE PARKING REPORT

June 2025

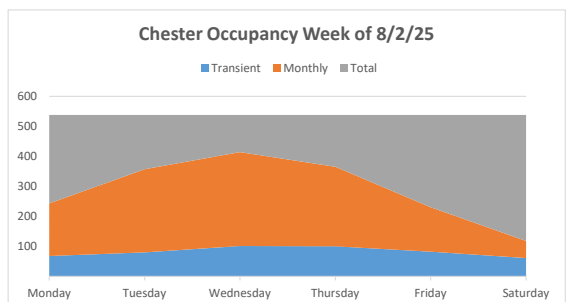
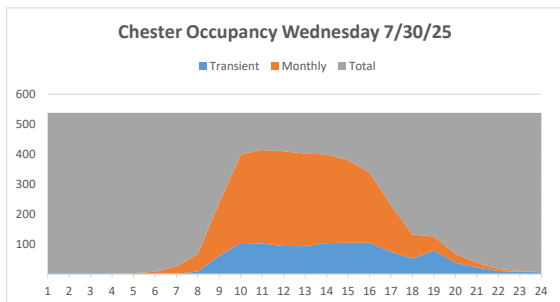
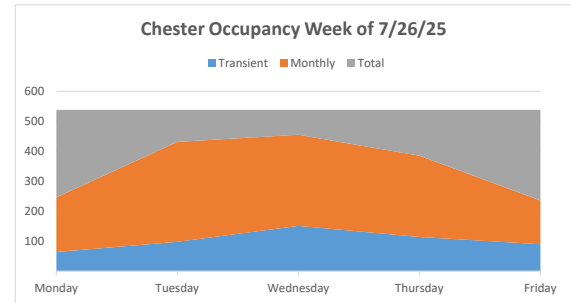
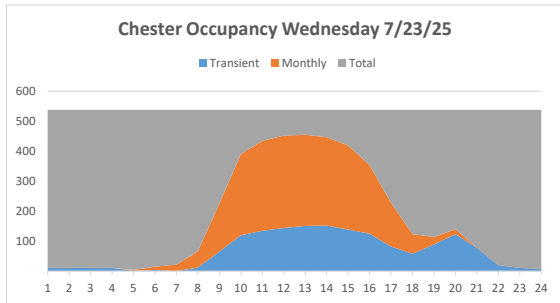
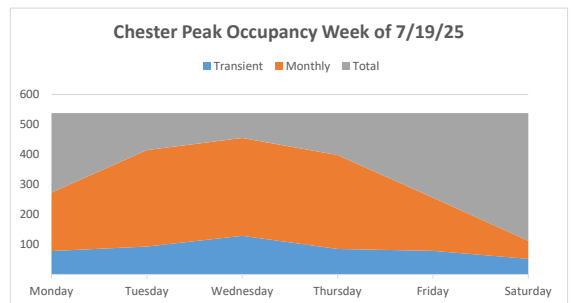
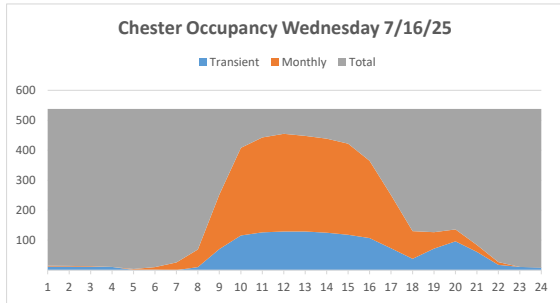
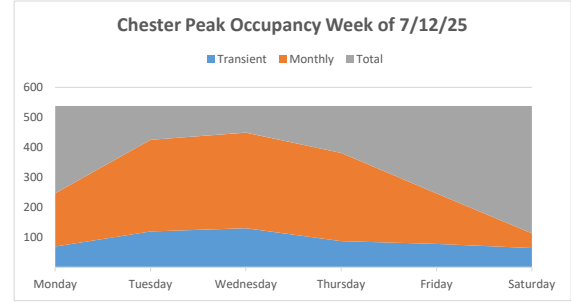
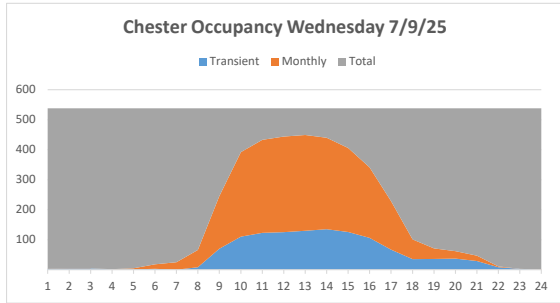
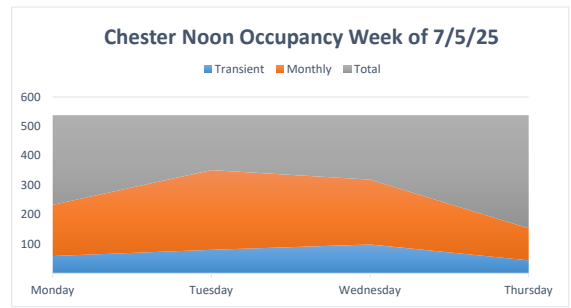
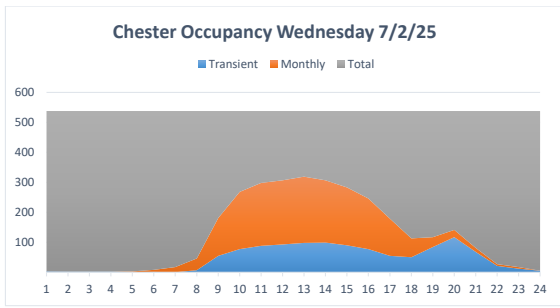
GARAGE	TOTAL CARS	FREE CARS	CASH REVENUE	% FREE VEHICLES
CHESTER	5,845	2,979	\$19,146.00	51%
OLD WOODWARD	15,143	7,862	\$44,639.00	52%
PARK	23,020	10,874	\$68,580.00	47%
PEABODY	22,283	13,419	\$47,390.00	60%
PIERCE	30,873	11,928	\$79,868.00	39%
TOTALS	97,164	47,062	\$259,623.00	48%

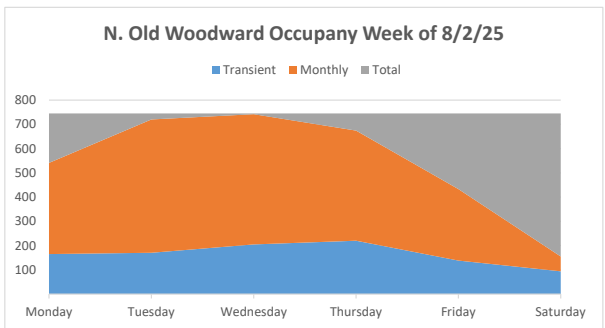
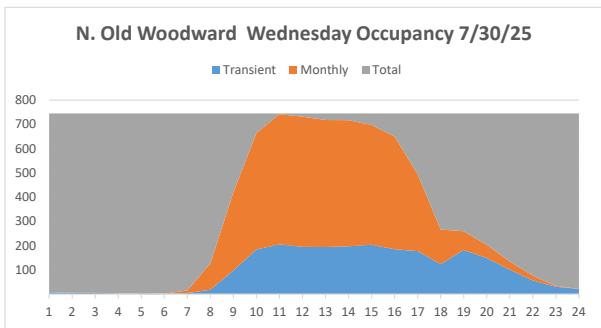
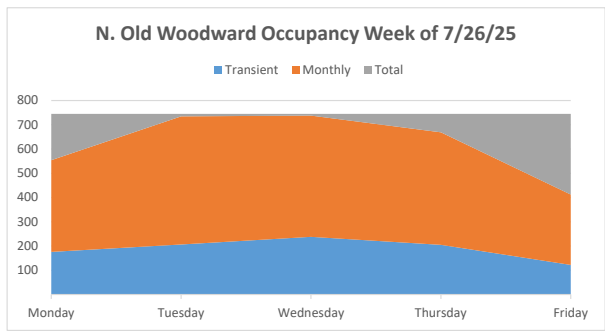
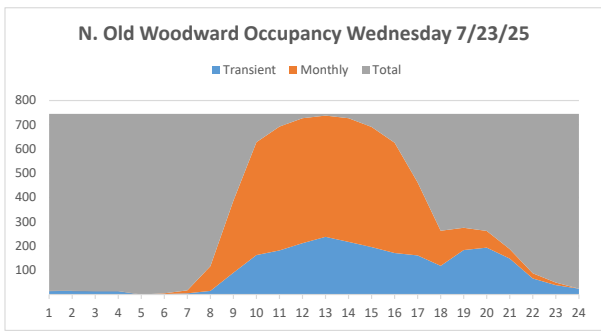
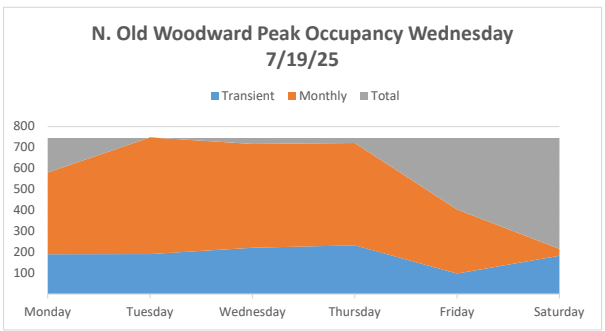
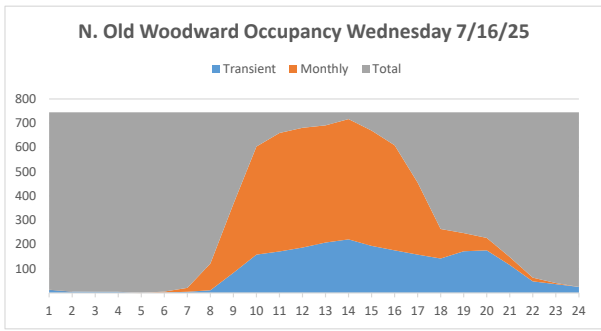
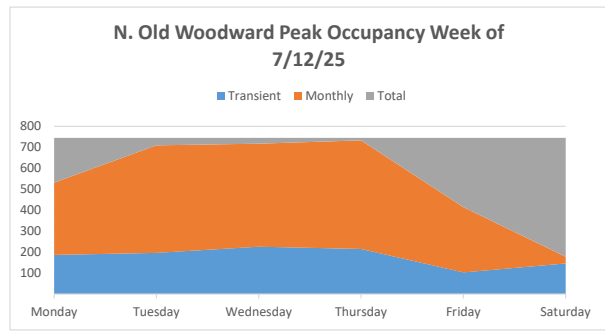
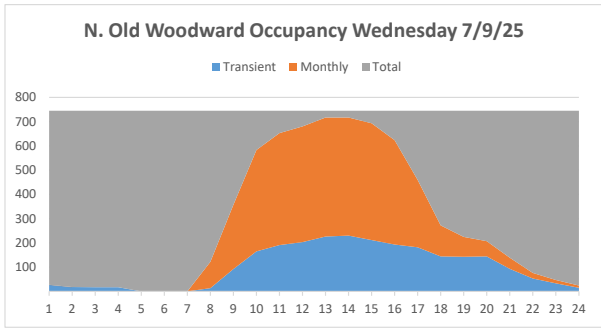
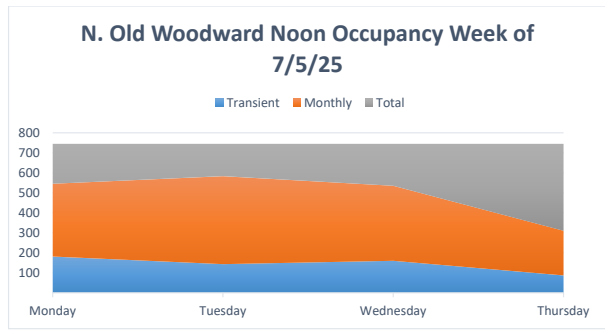
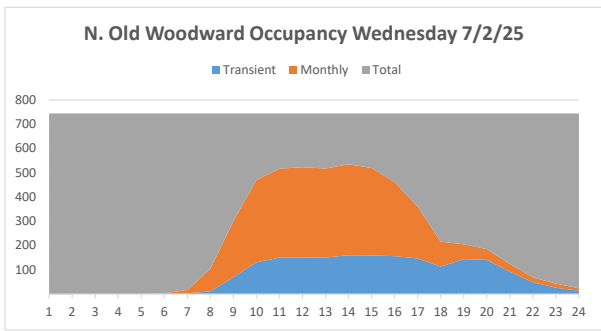
Paying cars	Rate per
2,866	\$6.68
7,281	\$6.13
12,146	\$5.65
8,864	\$5.35
18,945	\$4.22
	\$5.60

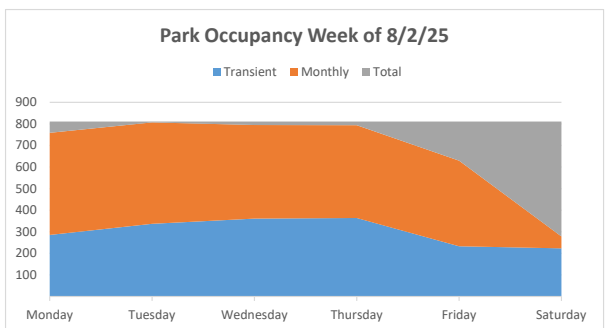
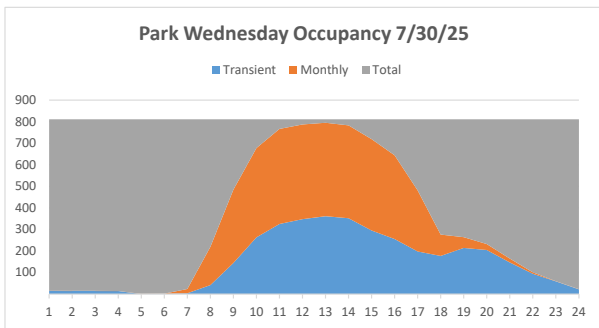
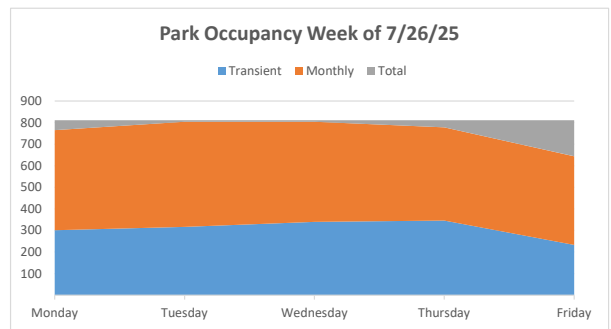
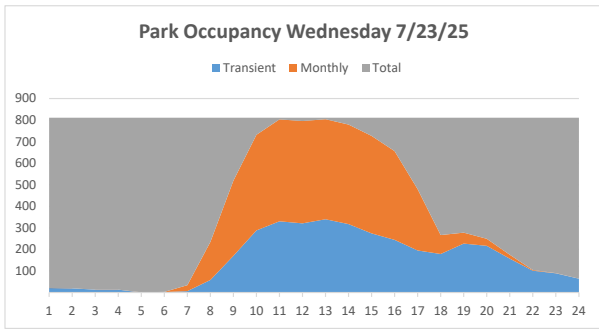
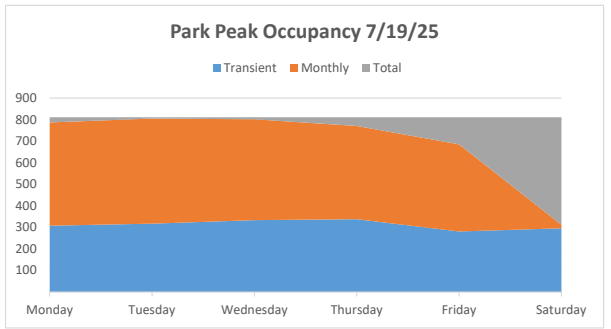
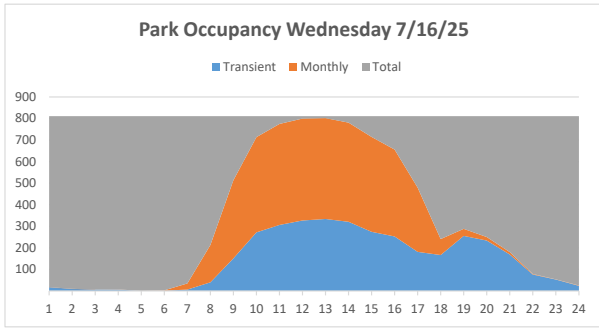
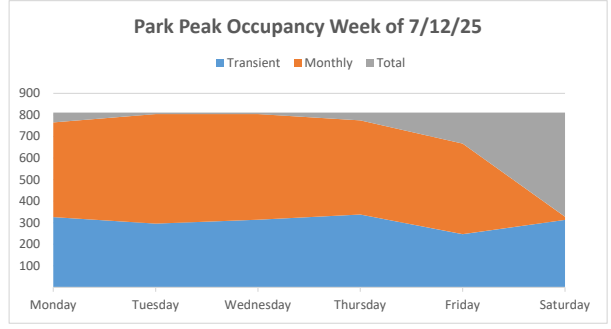
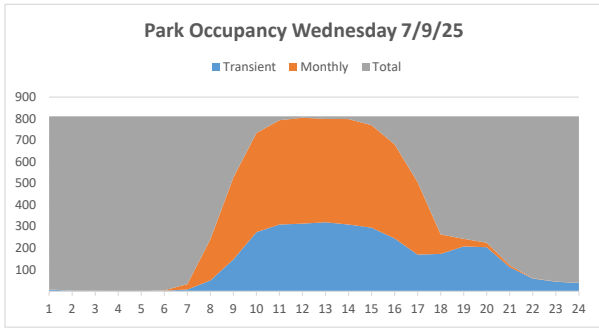
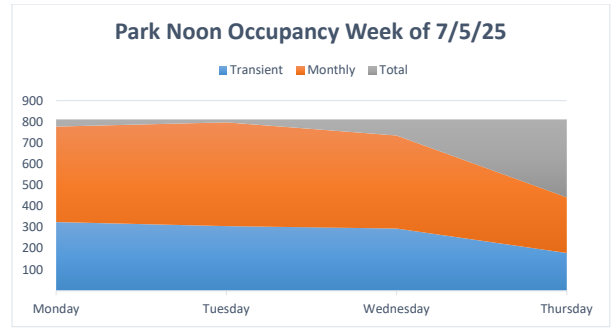
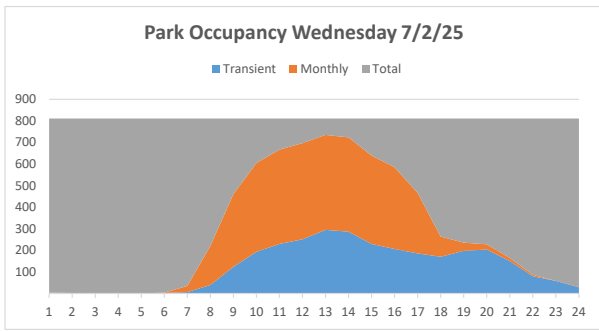
July 2025

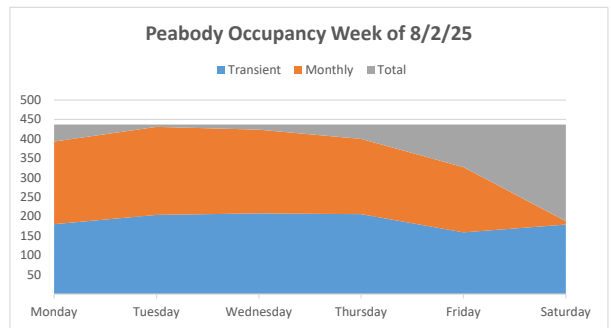
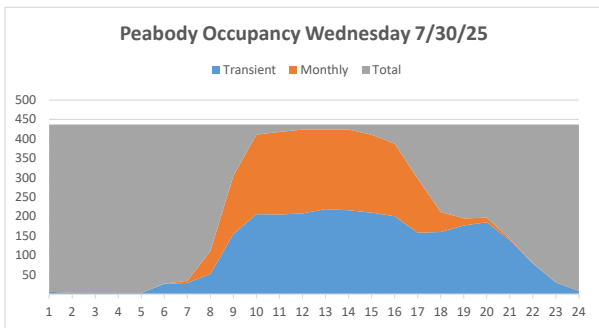
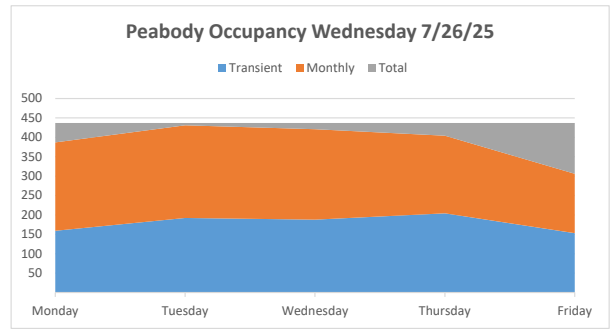
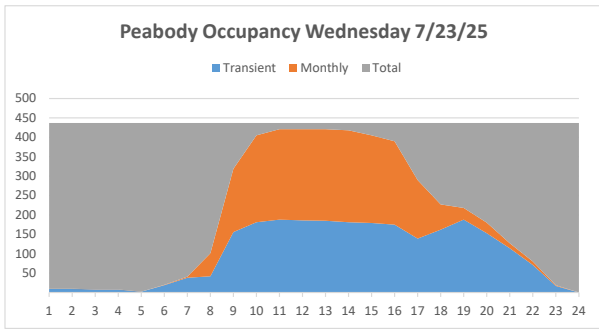
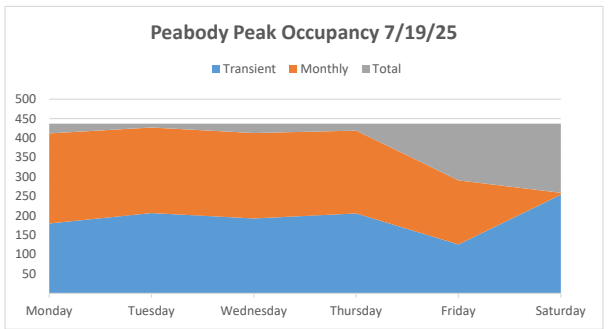
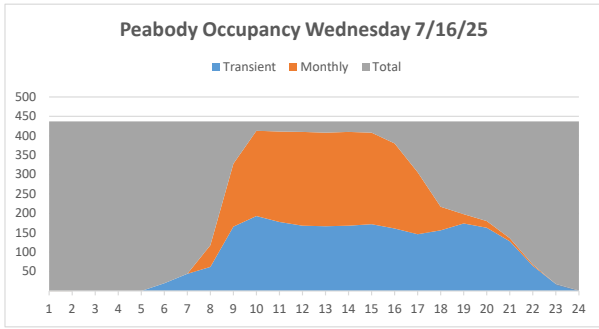
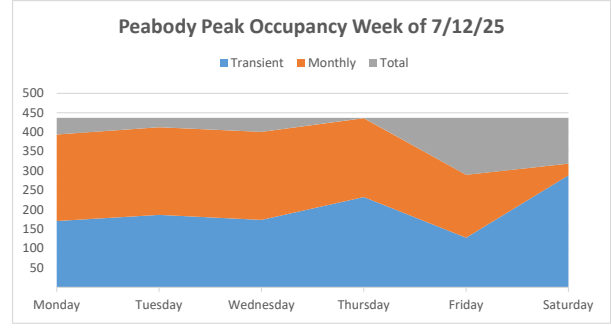
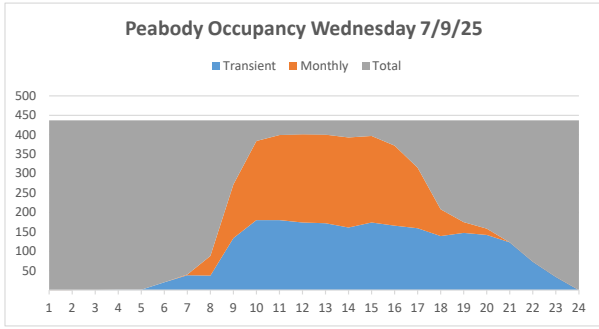
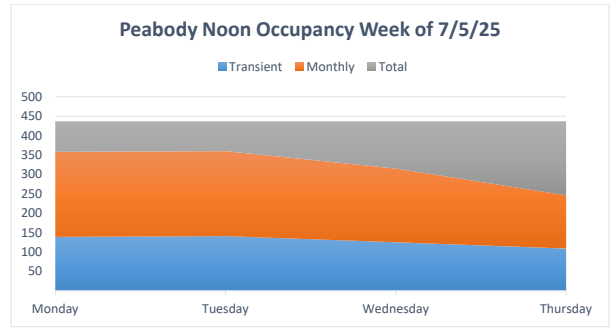
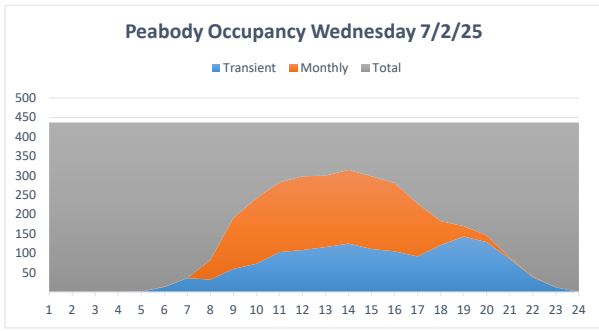
GARAGE	TOTAL CARS	FREE CARS	CASH REVENUE	% FREE VEHICLES
CHESTER	6,083	3,082	\$19,806.00	51%
OLD WOODWARD	14,987	7,526	\$47,274.00	50%
PARK	25,111	11,338	\$75,177.00	45%
PEABODY	22,229	12,652	\$51,700.00	57%
PIERCE	23,697	11,207	\$75,786.00	47%
TOTALS	92,107	45,805	\$269,743.00	50%

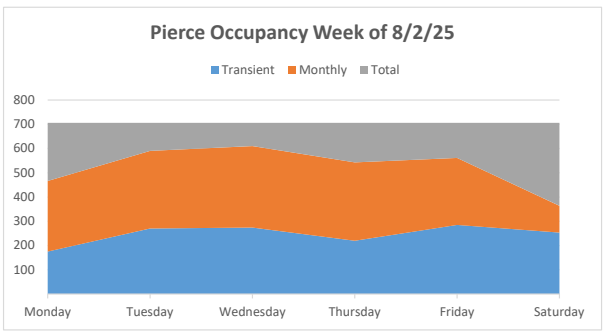
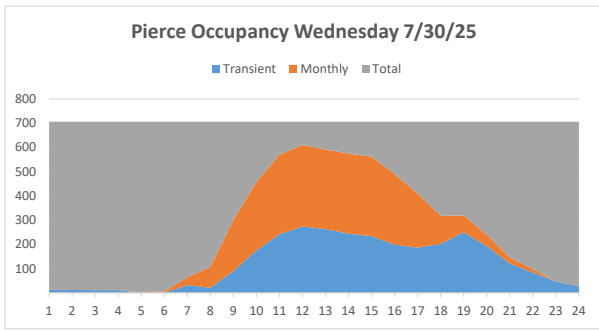
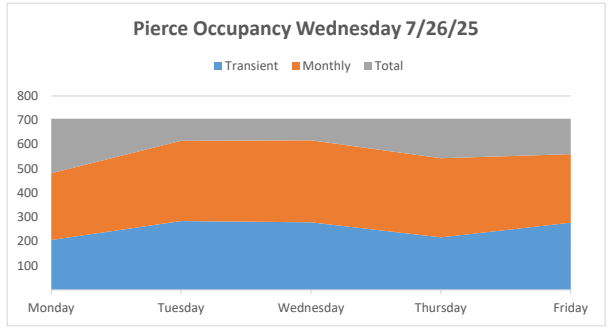
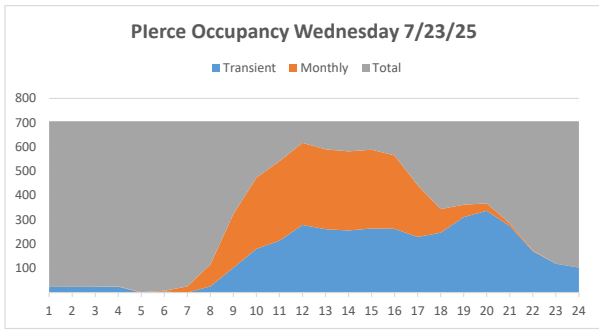
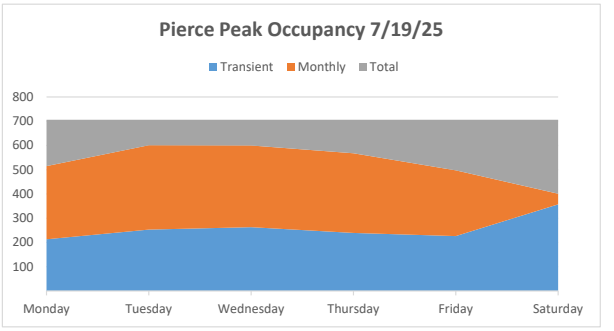
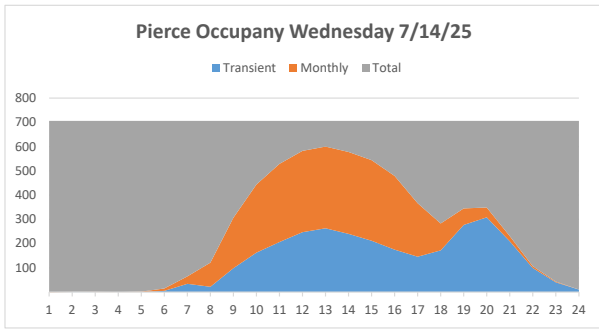
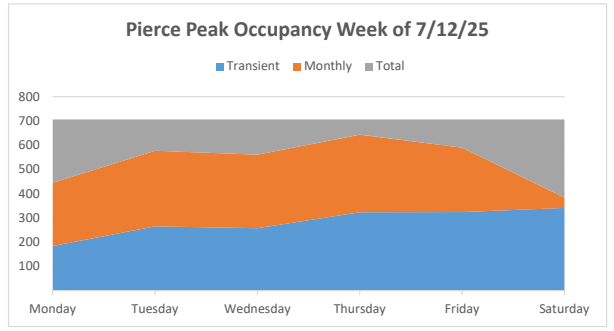
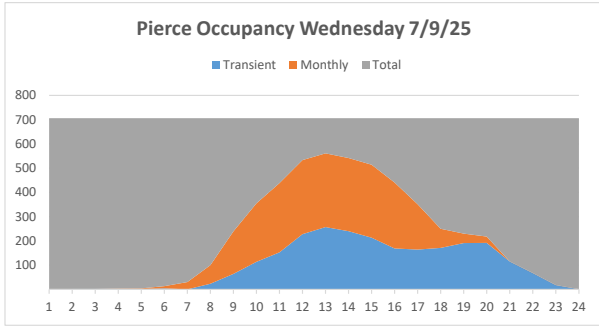
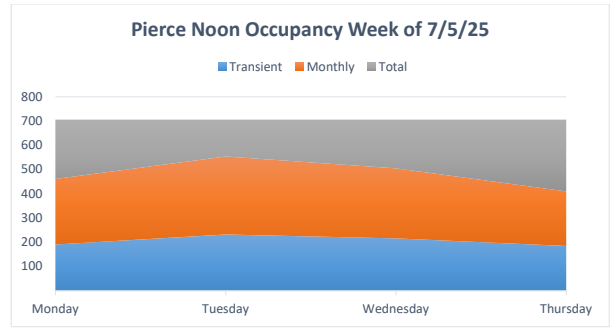
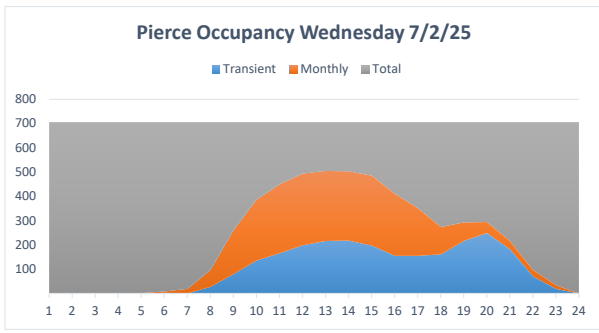
Paying cars	Rate per
3,001	\$6.60
7,461	\$6.34
13,773	\$5.46
9,577	\$5.40
12,490	\$6.07
	\$5.97











JULY 2025 CALL CENTER BREAKDOWN

Facility	(All)
Row Labels	Count of Start
02-Credit Card Payment	91
03-Cash Payment	9
04-Invalid Ticket / Ticketless Options	115
05-Invalid Validation	17
06-Assistance On Site	4
07-Lost Ticket	29
08-Ghost Call	231
09-Vendor	3
10-Receipt	2
11-Equipment Issue	88
12-Hotel Guest	1
13-Monthly	111
16-Network - Audio/Video Issue	62
17-Insufficient Funds	20
24-General Information	41
Grand Total	824

Facility	City of Birmingham Michigan - Chester St Garage
Row Labels	Count of Start
02-Credit Card Payment	1
03-Cash Payment	1
04-Invalid Ticket / Ticketless Options	2
05-Invalid Validation	2
07-Lost Ticket	1
08-Ghost Call	11
09-Vendor	1
13-Monthly	20
16-Network - Audio/Video Issue	4
17-Insufficient Funds	3
24-General Information	1
Grand Total	47

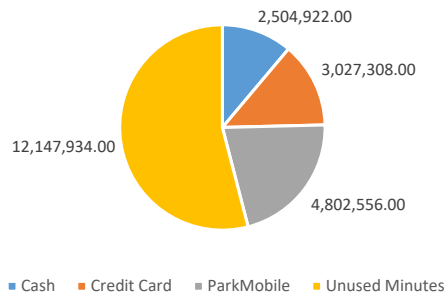
Facility	City of Birmingham Michigan - Old North Woodward
Row Labels	Count of Start
02-Credit Card Payment	11
03-Cash Payment	1
04-Invalid Ticket / Ticketless Options	29
05-Invalid Validation	4
06-Assistance On Site	1
07-Lost Ticket	5
08-Ghost Call	35
09-Vendor	1
10-Receipt	1
11-Equipment Issue	7
13-Monthly	20
16-Network - Audio/Video Issue	10
17-Insufficient Funds	3
24-General Information	9
Grand Total	137

Facility	City of Birmingham Michigan - Park St. Garage
Row Labels	Count of Start
02-Credit Card Payment	10
03-Cash Payment	2
04-Invalid Ticket / Ticketless Options	20
05-Invalid Validation	7
06-Assistance On Site	1
07-Lost Ticket	6
08-Ghost Call	47
11-Equipment Issue	10
13-Monthly	25
16-Network - Audio/Video Issue	14
17-Insufficient Funds	7
24-General Information	3
Grand Total	152

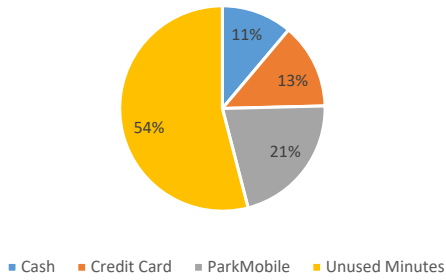
Facility	City of Birmingham Michigan - Peabody Garage
Row Labels	Count of Start
02-Credit Card Payment	18
03-Cash Payment	4
04-Invalid Ticket / Ticketless Options	19
05-Invalid Validation	2
06-Assistance On Site	1
07-Lost Ticket	9
08-Ghost Call	43
11-Equipment Issue	30
13-Monthly	7
16-Network - Audio/Video Issue	14
17-Insufficient Funds	2
24-General Information	14
Grand Total	163

Facility	City of Birmingham Michigan - Pierce Garage
Row Labels	Count of Start
02-Credit Card Payment	51
03-Cash Payment	1
04-Invalid Ticket / Ticketless Options	45
05-Invalid Validation	2
06-Assistance On Site	1
07-Lost Ticket	8
08-Ghost Call	95
09-Vendor	1
10-Receipt	1
11-Equipment Issue	41
12-Hotel Guest	1
13-Monthly	39
16-Network - Audio/Video Issue	20
17-Insufficient Funds	5
24-General Information	14
Grand Total	325

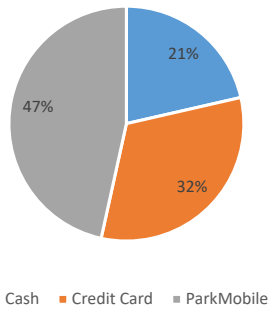
**July Meters - Total Minutes Used - 10,334,786
Out of 22,482,720 Total Minutes Available**



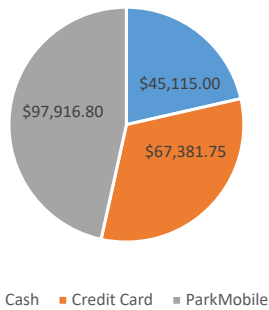
**July Meters - Total Minutes Used - 10,334,786
Out of 22,482,720 Total Minutes Available**



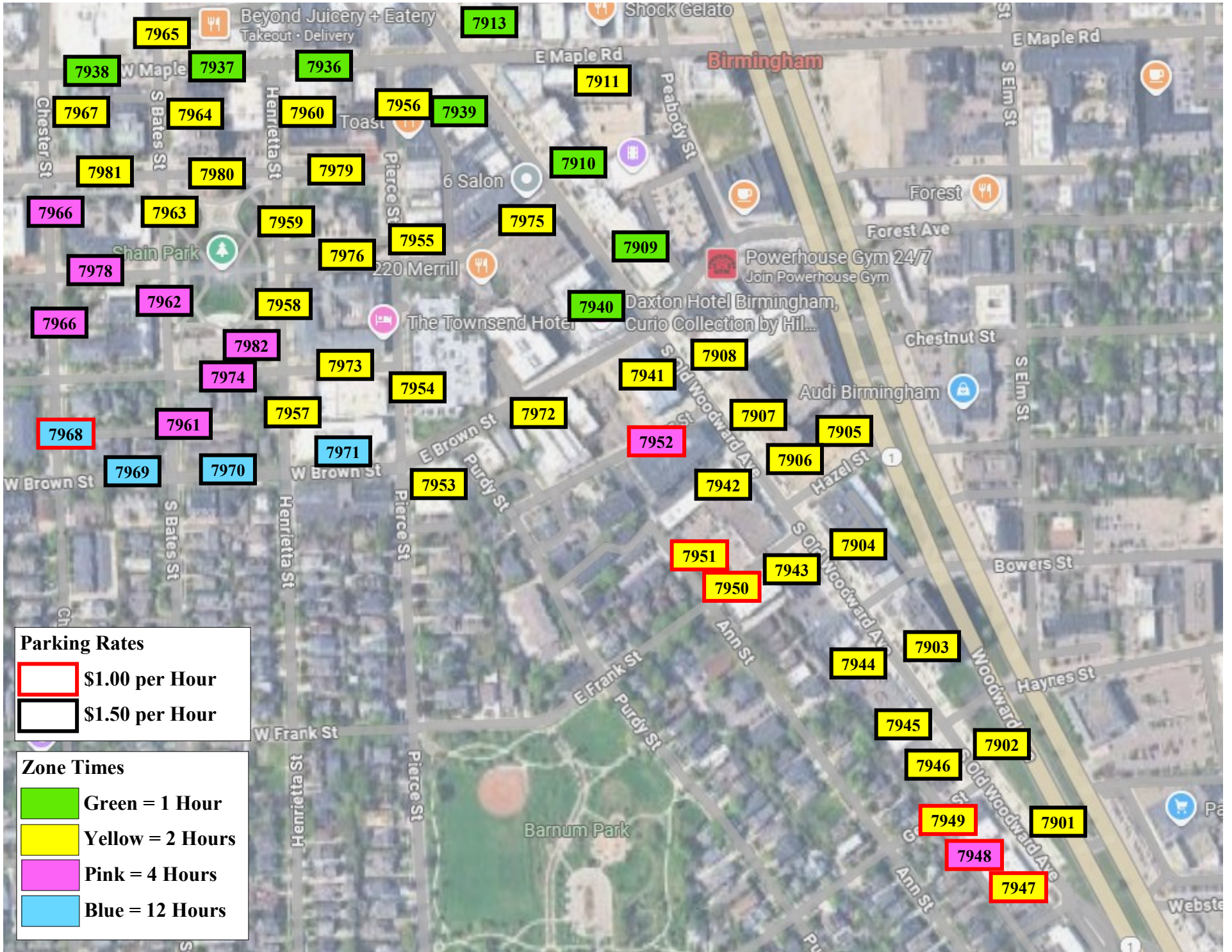
June Meters - % of Total Revenue



June - Total Revenue - \$210,413



Row Labels	Sum of Minutes@Total	# of Metered Spaces	Hours Per Day	Days Per Month	Minutes Per Hour	Total Minutes	% Full
7907	125,549.07	7	12	26	60	131,040.00	96%
7908	51,468.98	3	12	26	60	56,160.00	92%
7916	98,837.37	6	12	26	60	112,320.00	88%
7957	48,593.60	3	12	26	60	56,160.00	87%
7909	272,800.72	17	12	26	60	318,240.00	86%
7913	111,947.47	7	12	26	60	131,040.00	85%
7904	79,103.25	5	12	26	60	93,600.00	85%
7950	46,955.02	3	12	26	60	56,160.00	84%
7984	74,807.78	5	12	26	60	93,600.00	80%
7943	29,779.65	2	12	26	60	37,440.00	80%
7965	74,137.85	5	12	26	60	93,600.00	79%
7954	233,352.13	16	12	26	60	299,520.00	78%
7940	158,065.90	11	12	26	60	205,920.00	77%
7923	284,994.33	20	12	26	60	374,400.00	76%
7979	440,966.15	31	12	26	60	580,320.00	76%
7945	42,448.27	3	12	26	60	56,160.00	76%
7976	112,287.72	8	12	26	60	149,760.00	75%
7911	262,852.38	19	12	26	60	355,680.00	74%
7980	301,946.08	22	12	26	60	411,840.00	73%
7934	174,586.00	13	12	26	60	243,360.00	72%
7939	194,743.72	15	12	26	60	280,800.00	69%
7937	217,653.38	17	12	26	60	318,240.00	68%
7985	62,800.32	5	12	26	60	93,600.00	67%
7917	187,139.90	15	12	26	60	280,800.00	67%
7929	85,363.60	7	12	26	60	131,040.00	65%
7960	71,468.93	6	12	26	60	112,320.00	64%
7910	165,742.12	14	12	26	60	262,080.00	63%
7919	328,792.40	28	12	26	60	524,160.00	63%
7942	58,178.78	5	12	26	60	93,600.00	62%
7914	320,134.25	28	12	26	60	524,160.00	61%
7933	305,084.30	27	12	26	60	505,440.00	60%
7922	22,480.95	2	12	26	60	37,440.00	60%
7932	190,208.12	17	12	26	60	318,240.00	60%
7975	206,077.10	19	12	26	60	355,680.00	58%
7944	75,695.25	7	12	26	60	131,040.00	58%
7930	118,015.97	11	12	26	60	205,920.00	57%
7955	138,356.72	13	12	26	60	243,360.00	57%
7981	264,110.52	25	12	26	60	468,000.00	56%
7963	105,169.12	10	12	26	60	187,200.00	56%
7935	30,315.78	3	12	26	60	56,160.00	54%
7921	80,217.77	8	12	26	60	149,760.00	54%
7915	59,768.07	6	12	26	60	112,320.00	53%
7931	483,282.08	49	12	26	60	917,280.00	53%
7958	86,758.85	9	12	26	60	168,480.00	51%
7938	76,228.83	8	12	26	60	149,760.00	51%
7971	65,713.28	7	12	26	60	131,040.00	50%
7956	73,248.72	8	12	26	60	149,760.00	49%
7918	100,005.15	11	12	26	60	205,920.00	49%
7982	431,301.82	48	12	26	60	898,560.00	48%
7936	107,817.03	12	12	26	60	224,640.00	48%
7978	95,478.88	11	12	26	60	205,920.00	46%
7964	76,511.67	9	12	26	60	168,480.00	45%
7903	99,993.77	12	12	26	60	224,640.00	45%
7959	73,731.12	9	12	26	60	168,480.00	44%
7974	88,310.23	11	12	26	60	205,920.00	43%
7928	279,404.87	35	12	26	60	655,200.00	43%
7966	84,036.50	11	12	26	60	205,920.00	41%
7962	52,920.63	7	12	26	60	131,040.00	40%
7927	29,797.75	4	12	26	60	74,880.00	40%
7953	28,738.67	4	12	26	60	74,880.00	38%
7920	19,453.78	3	12	26	60	56,160.00	35%
7926	422,604.82	68	12	26	60	1,272,960.00	33%
7973	78,475.40	13	12	26	60	243,360.00	32%
7924	317,814.20	53	12	26	60	992,160.00	32%
79102	232,229.45	41	12	26	60	767,520.00	30%
7951	48,432.62	9	12	26	60	168,480.00	29%
7949	9,261.87	2	12	26	60	37,440.00	25%
7961	28,008.28	7	12	26	60	131,040.00	21%
7967	16,789.15	5	12	26	60	93,600.00	18%
7946	22,719.20	8	12	26	60	149,760.00	15%
7972	13,146.13	5	12	26	60	93,600.00	14%
7925	253,643.32	107	12	26	60	2,003,040.00	13%
7983	9,422.65	4	12	26	60	74,880.00	13%
7902	11,560.82	5	12	26	60	93,600.00	12%
7970	10,797.48	5	12	26	60	93,600.00	12%
7948	16,503.77	8	12	26	60	149,760.00	11%
79101	39,137.15	19	12	26	60	355,680.00	11%
79106	8,194.00	4	12	26	60	74,880.00	11%
79104	19,329.95	10	12	26	60	187,200.00	10%
79103	5,237.47	5	12	26	60	93,600.00	6%
7969	3,877.73	5	12	26	60	93,600.00	4%
7947	10,366.23	14	12	26	60	262,080.00	4%
7901	7,388.47	13	12	26	60	243,360.00	3%
7968	2,391.07	8	12	26	60	149,760.00	2%
79105	285.00	2	12	26	60	37,440.00	1%
7905	508.00	5	12	26	60	93,600.00	1%
7906	120.00	2	12	26	60	37,440.00	0%
7952	60.00	12	12	26	60	224,640.00	0%
zone1	80,750.93						
Grand Total	10,334,785.55					22,482,720.00	



Parking Rates

	\$1.00 per Hour
	\$1.50 per Hour

Zone Times

	Green = 1 Hour
	Yellow = 2 Hours
	Pink = 4 Hours
	Blue = 12 Hours

- 7965 (Green)
- 7938 (Green)
- 7937 (Green)
- 7936 (Green)
- 7913 (Green)
- 7911 (Yellow)
- 7967 (Yellow)
- 7964 (Yellow)
- 7960 (Yellow)
- 7956 (Yellow)
- 7939 (Yellow)
- 7981 (Yellow)
- 7980 (Yellow)
- 7979 (Yellow)
- 7975 (Yellow)
- 7910 (Green)
- 7966 (Pink)
- 7963 (Yellow)
- 7959 (Yellow)
- 7976 (Yellow)
- 7955 (Yellow)
- 7975 (Yellow)
- 7909 (Green)
- 7978 (Pink)
- 7962 (Pink)
- 7958 (Yellow)
- 7976 (Yellow)
- 7940 (Green)
- 7966 (Pink)
- 7982 (Pink)
- 7973 (Yellow)
- 7954 (Yellow)
- 7941 (Yellow)
- 7908 (Yellow)
- 7974 (Pink)
- 7973 (Yellow)
- 7954 (Yellow)
- 7972 (Yellow)
- 7941 (Yellow)
- 7908 (Yellow)
- 7968 (Red)
- 7961 (Pink)
- 7957 (Yellow)
- 7971 (Blue)
- 7952 (Pink)
- 7907 (Yellow)
- 7905 (Yellow)
- 7969 (Blue)
- 7970 (Blue)
- 7953 (Yellow)
- 7942 (Yellow)
- 7906 (Yellow)
- 7951 (Red)
- 7943 (Yellow)
- 7904 (Yellow)
- 7950 (Red)
- 7943 (Yellow)
- 7904 (Yellow)
- 7944 (Yellow)
- 7903 (Yellow)
- 7945 (Yellow)
- 7902 (Yellow)
- 7946 (Yellow)
- 7949 (Red)
- 7901 (Yellow)
- 7948 (Pink)
- 7947 (Red)



JULY 2025

REVENUE

	Current Month	Current Month Prior Year
Chester Garage		
Monthly (\$70.00)	\$ 76,165.00	\$ 69,955.00
Transient	\$ 19,694.00	\$ 15,944.00
Subtotal	\$ 95,859.00	\$ 85,899.00
N. Old Woodward Garage		
Monthly (\$90.00)	\$ 90,220.00	\$ 74,435.00
Transient	\$ 46,982.00	\$ 19,768.00
Subtotal	\$ 137,202.00	\$ 94,203.00
Park Garage		
Monthly (\$90.00)	\$ 92,550.00	\$ 87,525.00
Transient	\$ 76,631.00	\$ 36,571.00
Subtotal	\$ 169,181.00	\$ 124,096.00
Peabody Garage		
Monthly (\$90.00)	\$ 49,990.00	\$ 56,415.00
Transient	\$ 51,484.00	\$ 31,048.00
Subtotal	\$ 101,474.00	\$ 87,463.00
Pierce Garage		
Monthly (\$100.00)	\$ 86,485.00	\$ 74,472.00
Transient	\$ 78,326.00	\$ 73,654.00
Subtotal	\$ 164,811.00	\$ 148,126.00
Total Garage Revenue	\$ 668,527.00	\$ 539,787.00
Meters - Coins	\$ 47,082.00	\$ 19,895.00
Meters - Credit Card	\$ 58,862.00	\$ 57,150.00
Meters - ParkMobile	\$ 96,748.00	\$ 91,741.00
Meter Revenue	\$ 202,692.00	\$ 168,786.00
Hangtag Permits	\$ 15,505.00	\$ 32,060.00
Total Revenue	\$ 886,724.00	\$ 740,633.00
Cash and Investments (Cash on hand)	\$ 63,971,280.16	\$ 56,491,926.50
APS Fund Balance	\$ 61,915,598.00	\$ 53,759,402.34

Notes

Information is pulled from monthly parking software not City Finance system Revenue from the kiosks in the garage as well as validations

Information is pulled from monthly parking software not City Finance system Revenue from the kiosks in the garage as well as validations

Information is pulled from monthly parking software not City Finance system Revenue from the kiosks in the garage as well as validations

Information is pulled from monthly parking software not City Finance system Revenue from the kiosks in the garage as well as validations

Information is pulled from monthly parking software not City Finance system Revenue from the kiosks in the garage as well as validations

Sold quarterly.

EXPENSES

	Current Month	Current Month Prior Year
Meter	\$ 13,794.00	\$ 19,639.00
General & Admin	\$ 47,096.00	\$ 49,178.00
Chester	\$ 29,412.00	\$ 7,186.00
N. Old Woodward	\$ 6,573.00	\$ 14,307.00
Park	\$ 12,026.00	\$ 8,999.00
Peabody	\$ 6,519.00	\$ 7,522.00
Pierce	\$ 9,758.00	\$ 10,195.00
Lot 6	\$ 950.36	\$ 2,107.26
Other (Lot 7, 9, 10, 11)	\$ 1,874.00	\$ 4,400.00
Total Expenses	\$ 128,002.36	\$ 123,533.26

Notes

Slightly more operational supplies and maintenance fees in 2024 2024 had slightly more labor due to part-time still was filled in 2024 and became vacant in July of 2025

2025 higher due to ongoing repair project (WJE fees) July of 2024 was higher due to balance of retention from previous work from RAM

Construction Slightly more labor and building maintenance and equipment in 2025 Slightly more equipment and machinery in 2024

DPS labor allocation was higher in 2024